




KD100
RAL 9010


KD100
RAL 9006

KD100
RAL 9007


KD100
RAL 9005



RB25
RAL 9010




RB25
RAL 9006



RB25
RAL 9007



RB25
RAL 9005



RB35
RAL 9010




RB35
RAL 9006




RB35
RAL 9007




RB35
RAL 9005




RB55
RAL 9010



RB55
RAL 9006



RB55
RAL 9007



RB55
RAL 9005

Mesh Metal provides a contemporary design aesthetic
Available as standard Lay-In solutions in 4 colours for 24mm
exposed grid systems (Board, Tegular 8, Tegular 14) and
15mm exposed grid systems (MicroLook 8)

Available as standard Lay-In solutions in 4 colours for 24mm
exposed grid systems (Board, Tegular 8, Tegular 14) and
15mm exposed grid systems (MicroLook 8)
and alternative edge details
Additional mesh patterns and colours available upon request



RH 95%



Recycled Content

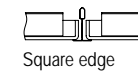
LAY-IN

	KD100	RB25	RB35	RB55
Scale 3/4				
	Q6x4,5-1,2x1 35% open area	R16x8-2x1 50% open area	R28x10-2x1.5 58% open area	R43x13-2.5x1.5 62% open area



Board Mesh

	600 x 600 x 1.5 mm	3975 M	3977 M	3979 M	3981 M
	625 x 625 x 1.5 mm	3975 D	3977 D	3979 D	3981 D



Square edge

	600 x 1200 x 35 mm	3976 M	3978 M	3980 M	3982 M
	625 x 1250 x 35 mm	3976 D	3978 D	3980 D	3982 D

MicroLook 8 Mesh

	600 x 600 x 8 mm	3983 M	3984 M		
--	------------------	--------	--------	--	--

Square edge

Tegular 8 Mesh

	600 x 600 x 8 mm	3985 M	3986 M		
--	------------------	--------	--------	--	--

Square edge

Tegular 14 Mesh

	625 x 625 x 14 mm	3985 D	3986 D		
--	-------------------	--------	--------	--	--

Square edge

Further solutions available on request

INSTALLATION

All MESH METAL ceilings products are designed for simple and economical installation on standard exposed systems, and concealed systems (configurable options).

FLEXIBILITY

In addition to offering a range of different MESH METAL ceiling products, if more flexibility of design is required then Armstrong can offer fully engineered and custom designed MESH METAL ceilings for special projects. For more information about our capabilities, call Armstrong Technical Sales.

FORM

MESH METAL ceilings offer a full range of tile and plank options:

- Standard tiles for installation in conventional grid systems,
- Flexible panels for installation in exposed systems adapted to the needs of building layouts and aesthetics,
- Choice of mesh metal patterns, and colours.



COLOUR

Standard colours

RAL 9010 15% gloss	RAL 9006 30% gloss	RAL 9007 30% gloss	RAL 9005 5% gloss

MATERIALS

Products are made of coated steel or steel. For more information on appropriate product types and dimensions, contact Armstrong Technical Sales. Further materials on request.

FINISH

Products are available in a range of finishes including: Standard, Electrocoat, Powdercoat, and more.



AIR FLOW

Product	Flow Rate (l/s/m²)
KD100	791.45 l/s/m²
RB25	1331.91 l/s/m²
RB35	1881.59 l/s/m²
RB55	2028.97 l/s/m²



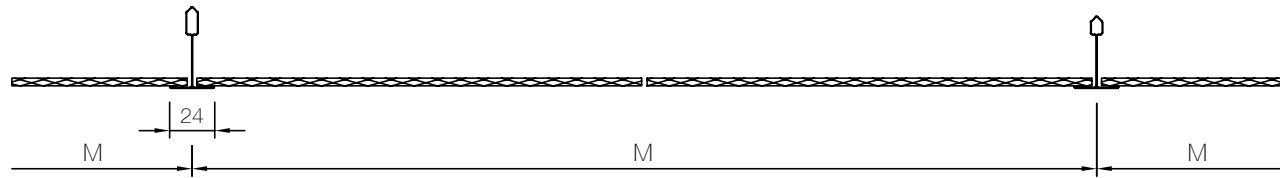
FIRE

EEA Euroclass A2-s1, d0 (RAL 9010 / 9006 / 9007 / 9005)

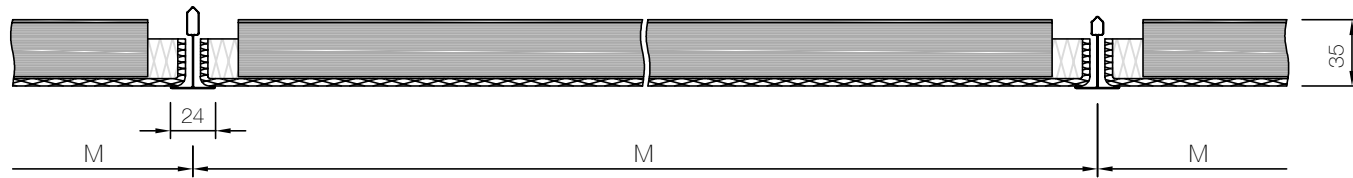
STANDARD RANGE

BOARD MESH

Lay-in flat square tiles installed on Prelude 24 TLX

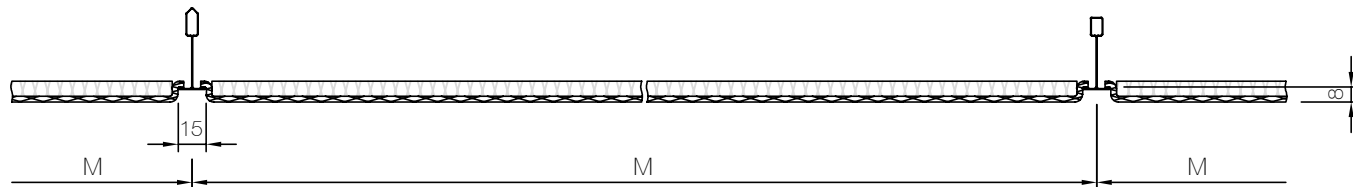


Lay-in rectangular tiles installed on Prelude 24 TLX



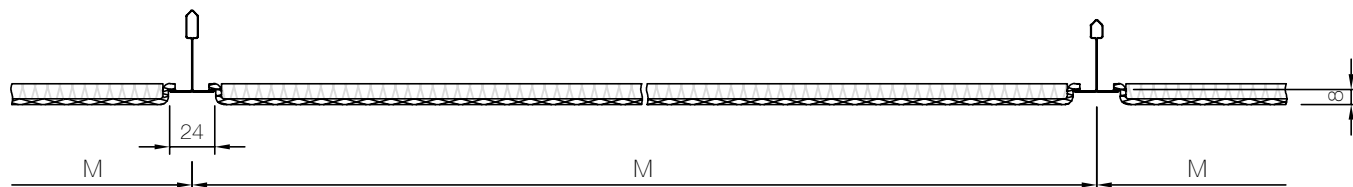
MICROLOOK 8 MESH

Lay-in square tiles installed on Prelude 15 TL / XL²



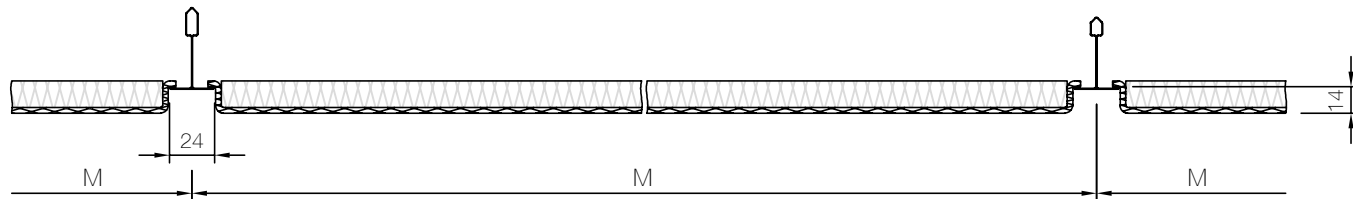
TEGULAR 8 MESH

Lay-in square tiles installed on Prelude 24 TLX / XL²



TEGULAR 14 MESH

Lay-in square tiles installed on Prelude 24 TLX / XL²



M = module size



Office Project - London, UK
Microlook Mesh Metal RB 25
RAL 9010