

Between us, ideas become reality®

**m**

**metal**  
ceilings  
& walls



PROJECT: Tidewater Community College, Fred W. Beazley ::::: Portsmouth Campus, Portsmouth, VA (USA) ::::: ARCHITECT: Burt Hill, Washington, DC  
SOLUTION: AXAL Vector Curved Rd 1522 Microperforated in Silver Grey on Prelude 24 XL<sup>2</sup> Grid

## INTRODUCTION

Capabilities	:::: 05
Our playing field (segment)	:::: 09
Environmental commitment	:::: 15

## SOLUTIONS

Square & Rectangular Tiles	:::: 17
Rectangular Panels, Planks	:::: 23
Linear Grid	:::: 27
Tartan Grid	:::: 29
Vertical Baffles	:::: 31
Open Cell	:::: 33
Corridor Ceilings	:::: 35
Island Ceilings	:::: 37
Wall Cladding	:::: 39

## PERFORMANCES

Colours & finish options	:::: 42
Specific solutions	:::: 45
Perforations	:::: 46
Acoustic performances	:::: 47
Service integration	:::: 50
Perimeter trims	:::: 51
Technical information	:::: 52
Grid systems	:::: 54



PROJECT: Development Alternatives, Inc., Bethesda, MD (USA) :: ARCHITECT: Interplan, Inc., Washington, DC  
SOLUTION: R-H 200 Custom Curved Rg 0701 Extra Microperforated in White

A Armstrong's 150-year history may have been built originally on mineral ceiling tiles but its metal systems have proved equally successful, capturing the interest and imagination of specifiers globally. The company puts the reason for this success down to a combination of factors – innovative and outstanding products and services, constructive dialogue with prospective customers and partners in a diverse range of countries with equally diverse requirements, supported by highly qualified technical specialists offering advice and guidance.

# Armstrong's Unique Service

1

## Consulting and planning

Each Armstrong project begins with an in-depth, one-on-one consultation with the specifier or main contractor. Technical support and product recommendations are made once we understand the design, functionality and performance requirements of the space.

2

## Engineering and production

Working to this design brief, CAD drawings bespoke to the project are created which detail aspects such as ceiling layout, views and perspectives. These details are then used to engineer a production schedule along with any specific installation instructions that may be required at this early stage. Some are best sorted sooner rather than later!

3

## Logistics and installation

It doesn't matter if one project uses the same products in the same way as another. It's still unique to us and it's still unique to the specialist contractor installing our systems. That's why we provide them with a tailored logistics plan devised to maximise the benefits of JIT (Just-In-Time) implementation. Then, if they need us on site for additional guidance, we will deliver there too.

4

## Maintenance and support

Our customer service doesn't end when a project is complete. Because if that project then needs adapting to some new requirements in any way or expanding, we can continue to provide fitting solutions. We partner with specialist contractors throughout the world who we rely on to help you take your project to the next stage, whether it is adaptation, expansion, repair or basic maintenance.

PROJECT: Club Nokia at LA Live!, Los Angeles, CA (USA) :: ARCHITECT: Gensler, Santa Monica, CA  
SOLUTION: Rectangular Panels R-H 215 Custom Faceted Ceilings and Custom Metal W-H 1100 Walls with Rd 1522 Microperforated in Custom RAL 7024 finish

# Welcome to our playing field

## Design

It is often important to create a convivial and relaxed environment. A successful ceiling design with good lighting will create a warm atmosphere. Signage is an important element of ceiling design, and the ceiling grid system can play an important role to help achieve this.

## Lighting

Although natural light is generally preferred, it appears that many modern offices require artificial lighting in order to create a comfortable environment. The ceiling can play a crucial part in optimising light reflectance and can even produce energy savings.

## Acoustics

It is difficult to work if you can hear every word of a conversation taking place in the next office. Noise originating from areas close by have to be attenuated while maintaining the sound absorption required for an individual office. Airports or railway stations are frequently very noisy places where acoustical control is an important issue. Irrespective of the size of a teaching space and the use for which it is intended, certain acoustic criteria must be considered. For each segment and each space, we have a dedicated acoustical solution.

## Integrating services

Lighting, speakers, air conditioning, ventilation and smoke detectors are essential components that can be incorporated into the ceiling.

## Durability

Durable ceiling tiles ensure that when the tiles need to be removed for service maintenance or cleaning, the risk of tile damage is minimised. The powder coat finish provides a tough, durable finish that can be easily cleaned.

## Fire

Particularly in an establishment open to the public, fire reaction and fire resistance properties of the suspended ceiling, can be of critical importance.

## Demountability

Nothing is more disruptive than an area in a shop closed off while a leak or an electrical problem is being repaired. Hence the importance of demountability of the ceiling, which also means that decor can be arranged or regularly refurbished.

## Washability


Medical environments require high levels of cleanliness, it is therefore essential that the specifier chooses a ceiling with a durable and easily cleaned finish.

Armstrong metal Bioguard solutions provide active protection against bio-contamination.

## office

Bright, spacious office environments make for happier, and thus more productive workers! Armstrong solutions are perfect to liven up any office, thanks to ergonomic design, enhanced lighting, optimised sound absorption and improved sound attenuation.

PROJECT: DSV Venlo (NL) ::::: ARCHITECT: Clevis Kleinjans Architecten BNA Venlo ::::: CONTRACTOR: Verhaag Plafondsystemen, Sevenum  
SOLUTION: S-Clip F Rd 1522 Microperforated RAL 9010 with Fleece



# retail

When customers venture out into the consumer world, they look for more than just good products and services. They also want an agreeable experience. Often ambience and design solutions from Armstrong help to make a memorable visit.

PROJECT: Centostazioni S.p.A. (IT) :: ARCHITECT: Cristian Piccolo  
SOLUTION: Axiom KE Canopy with Axal Vector



# transport

A pleasant airport lounge or railway station can do a lot to relieve anxiety amongst busy travellers. Armstrong's interior-ceiling solutions soothe by enhancing lighting, absorbing noise and improving overall well-being, whether travellers are queuing at the ticket office or standing on the platform.

PROJECT: Dubai International Airport (UAE) :: ARCHITECT: Aeroport de Paris (ADPI)  
GENERAL CONTRACTORS: Al habtoor Engineering (Dubai – UAE), Murray & Roberts (Bedfordview – South Africa), Takenaka Corporation Dubai Office (UAE)  
SOLUTION: Interior Roof Lining, Metal Wall Cladding, Clip-In Ceiling



# health

Hygiene and maintenance are a top priority in healthcare environments. A smooth ceiling surface is ideal for treatment rooms and utility areas, and solutions such as metal BIOGUARD plain can meet ISO 3 requirements.

PROJECT: Hospital de Sant Joan de Déu (SP) :: ARCHITECT: Joan Prat Aguilar y Toni Codina Jané de CPVA Arquitectes  
SOLUTION: Rectangular Panels R-H 200



# education

Acoustics present a major challenge to educational institutions. Intelligibility and concentration are acoustical performance demands that our teachers need today, to improve their working conditions as well as their students'. Armstrong develops solutions that address these concerns.

PROJECT: Papieska Akademia Teologiczna - Biblioteka Theology University of Jan Pawel II Library (PL) :: OWNER: Papieska Akademia Teologiczna  
ARCHITECT: K. Ingarden, J. Ewy Architekci Sp. z o.o. :: SOLUTION: R-H 200 Plain with Special Perforations (RAL 9007)



# Environmental commitment and certifications

**Armstrong recognises the importance of protecting the environment and using resources responsibly. We are committed to good environmental stewardship in our dealings with customers, employees, the government and our communities.**

**We are systematically reducing our environmental footprint and providing products and services that enable our customers to reduce the environmental impact of the buildings they create and to provide end user comfort.**

## Visual Comfort

The 'light reflectance' of a surface is its ability to reflect light. Daylight and electrical lighting represent the two primary sources of lighting available in the workplace. The light reflectance of the ceiling, floor and wall surfaces play the second most important role for overall illumination of the room, thus also directly affecting working comfort and productivity.

- High light reflectance ceilings also enhance indirect lighting by improving overall lighting uniformity.
- A light reflectance of 90% allows 20% of cost savings with indirect lighting and can yield total building energy savings of up to 11% compared to a ceiling with 75% light reflectance.\*
- Metal ceilings with smaller Extra or Ultra Microperforations have a light reflectance almost as high as that of an unperforated tile, providing up to 15% more light reflectance than traditional perforations, whilst still helping to provide acoustic comfort by controlling reverberation within the space.
- Extra Microperforated metal island ceilings installed in the workplace can improve the light reflection over a workstation and provide better comfort for the end user.

\*Brinjac Engineering Study: 'Energy and Environmental Effects of High Light Reflectance Ceilings' 2006.

## Acoustical Comfort

In all types of spaces, choosing the right acoustical solutions will enhance the end user's needs and overall comfort. With acoustics, you need to determine whether intelligibility, concentration or confidentiality is required? Armstrong can help you find the right acoustic solution for your space. You can choose from a wide portfolio of products such as Armstrong canopies, standard suspended ceilings and i-ceilings sound masking products.

Armstrong acoustical ceilings reduce noise levels in interior spaces, allowing for an optimum balance of high performance sound absorption and room to room sound attenuation to maximise / minimise speech intelligibility as appropriate.

## Thermal Mass

To control the thermal environment in an office, we can use the thermal mass of the concrete to control the temperature in the room instead of relying on air-conditioning and heating. Without the need to power these, the amount of electricity being used is reduced significantly, lowering the building's energy requirements. To enable the thermal slab to work efficiently, it is important to maximise the open area. Solutions like canopies make it possible, still improving acoustical and visual comfort.

15 YEAR  
guarantee

## 15 Year Guarantee

Armstrong metal ceilings are durable by their very nature and easily cleaned, and this can mean less damage and fewer replacements required, resulting in a lower impact on the environment. Most Armstrong metal products have a guarantee of up to 15 years.

up to  
30%  
Recycled  
Content

## Recycled Content

Armstrong metal ceiling tiles can be fully recycled and reprocessed for re-use.

For more information, please contact us.

## Manufacturing Accreditation

In our manufacturing operations, not only do we continue to take care in the selection of raw materials and energy, reduce waste and embrace effective recycling methods, but we also ensure that our products conform to safety, environmental and quality standards.

Our European manufacturing plants are certified to:

**ISO 9001:2008**

**ISO 14001:2004**

**OHSAS 18001:2007**

## Product Certification

Armstrong has a long history of environmental product certification, and uses these tools to better understand the environmental impact of our products.

Our UK manufactured mineral tile and grid systems have been certified for nearly 10 years using BRE's life cycle assessment methodology resulting in an Ecopoint score and a Green Guide to Specification (3rd edition) 'A' rating to the 2004 BRE LCA methodology. The 2008 LCA methodology saw a further reduction in the Ecopoint rating for these tiles.

In France, Armstrong has developed product categories and profiled our mineral and metal product ranges to create FDES (Fiches Déclaration Environnementale et Sanitaire) datasheets. This information is utilised by the HQE (Haute Qualité Environnementale) project accreditation approach.

The Armstrong range of metal ceiling solutions are produced and certified in accordance with EN 13964 and are CE marked.

In addition, many metal ceiling solutions have technical approvals from DIBt (Deutsches Institut für Bautechnik) and are provided with a U-mark.

## Memberships and Associations

Armstrong is a member of TAIM (Technical Association of Industrial Metal Ceilings).

TAIM was founded in 1988 and its primary objective is to promote quality and to set minimum quality standards and requirements for metal ceilings systems.

Armstrong is a member of the following Green Building Councils and actively participates in the work of these to contribute to the sustainability agenda and to inform our product development processes.

UK-GBC; Dutch GBC; DGNB (Germany); Spanish GBC; US-GBC; Indian GBC; GBC of Australia.

## Project Certification

Armstrong products can contribute to environmental performance and the overall rating of a building by winning or contributing towards credits in the various green building rating tools.

BREEAM – HQE – DGNB – LEED – ESTI-DAMA – GREENSTAR

Areas in which Armstrong products can provide credits include: energy saving; acoustics; Indoor air quality/low emitting materials; local/regional sourcing; waste management; recycled content.

Armstrong's corporate headquarters building in Lancaster, PA, in 2007 was the first to be certified as LEED-EB (existing building) Platinum, the highest and most difficult rating to achieve.



Armstrong Headquarters, US LEED-EB Platinum Building



# SQUARE & RECTANGULAR TILES - CLIP-IN


### BENEFITS

- Concealed grid system for a monolithic ceiling surface
- Downwardly demountable with the use of an extractor tool and provides full access to the ceiling void (ventilation duct, electrical lines etc.)
- Cost effective
- Solution with optional or integrated swing-down function (except T-Clip F)

### APPLICATION AREA

Used in a variety of ceiling areas: from small service rooms to large commercial office buildings and major transportation terminals.

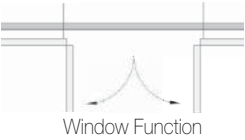
PROJECT: DSV Venlo (NL) ::::: ARCHITECT: Clevis Kleinjans Arch. BNA ::::: CEILING CONTRACTOR: Verhaag Plafondsystemen  
SOLUTION: Q-Clip Microperforated Rd 1522



## SQUARE & RECTANGULAR TILES

### Clip-In - Q-Clip / S-Clip F / T-Clip F

<b>Q-CLIP</b>	Clip-In solution with square tiles	
<b>Q-CLIP F</b>	Q-Clip: square edged variant Q-Clip F: bevel edged variant (3 x 3 mm)	
Grid	System 3000 with spring A-bar	
Modules	Q-Clip 600 x 600 mm 625 x 625 mm	Q-Clip F 500 x 500 mm 600 x 600 mm / 300 x 600 mm* 625 x 625 mm / 312.5 x 625 mm*
Hinge-down option	Type Q-Clip window or Q-Clip F window; supplied with hinge-down brackets to be attached to spring A-bar	
* Half size module without window function		

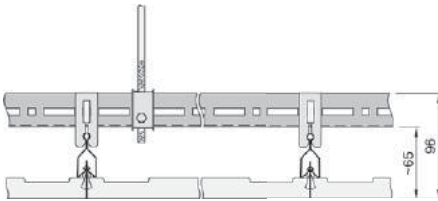


<b>S-CLIP F</b>	Clip-In solution with square tiles Bevel edged (3 x 3 mm)
Grid	System 3000 with spring A-bar
Modules	600 x 600 mm 625 x 625 mm Additional rectangular modules available 312.5 x 625 mm*
Hinge-down option	Type S-Clip F swing-down function

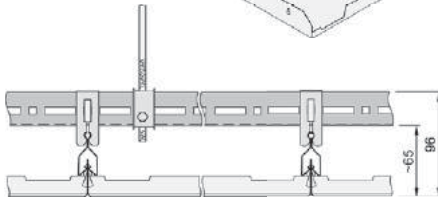
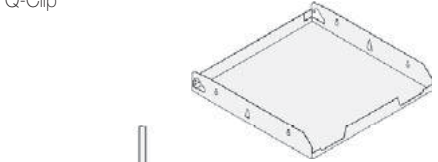
\* Half size module without swing-down function



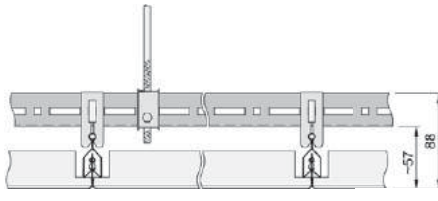
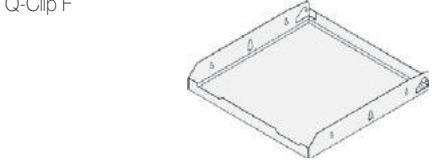
<b>T-CLIP F</b>	Clip-In solution with square tiles Bevel edged (5 x 5 mm) Square edged optional	
Grid	C-channel with spring T	
Modules	500 x 500 mm / 600 x 600 mm 675 x 675 mm / 750 x 750 mm Additional rectangular modules available 600 x 1200 mm	
Dimensions	Length 900 – 2500 mm Width 300 / 450 / 500 / 600 mm	



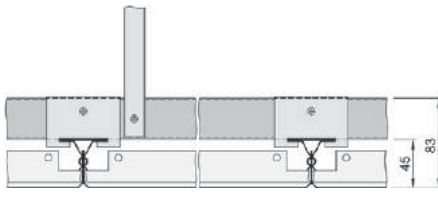
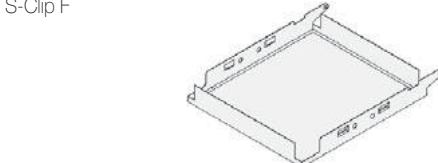
Q-Clip



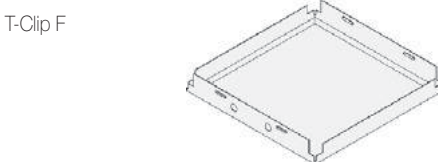
Q-Clip F



S-Clip F



T-Clip F





# SQUARE & RECTANGULAR TILES - LAY-IN


### BENEFITS

- Diversity of design and application
- Easily assembled and fully demountable
- An easy to install, flexible system
- Cost effective ceiling solution
- Semi-concealed grid for a monolithic effect
- Axal Vector provides easy access to the ceiling void (ventilation duct, electrical lines etc.) as it is downwardly demountable

### APPLICATION AREA

Used in a variety of ceiling areas: from small service rooms to large commercial office buildings and major transportation terminals.

PROJECT: South Roof Office Block - South Terminal - Gatwick Airport (UK) ::::: OWNER: BAA PLC  
ARCHITECT: Area 2 Limited ::::: CONTRACTOR: South Ridge Interiors Ltd  
SOLUTION: Axal Vector Rg 0701 Extra Microperforated with Fleece



## SQUARE & RECTANGULAR TILES

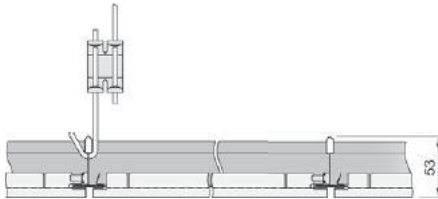
### Lay-In - Axal Vector / Board / MicroLook 8 / MicroLook 16

<b>AXAL VECTOR</b>	Lay-In solution with square tiles Square edged 6 mm reveal detail, semi-concealed system
Grid	Prelude 24 XL <sup>2</sup>
Modules	500 x 500 mm 600 x 600 mm 675 x 675 mm 750 x 750 mm Additional rectangular module available 300 x 600 mm

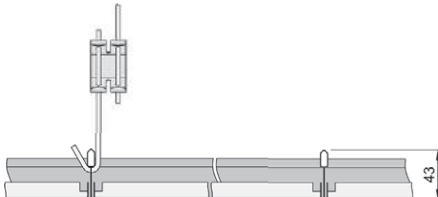
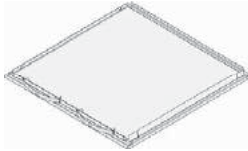
<b>BOARD</b>	Lay-In solution with square tiles Square edged
Grid	Prelude 24 TLX
Modules	600 x 600 mm 625 x 625 mm Additional rectangular module available 600 x 1200 mm

<b>MICROLOOK 8</b>	Lay-In solution with square tiles Square edged, with 8 mm drop
Grid	Prelude 15 XL <sup>2</sup> / TL Design option Silhouette XL <sup>2</sup> Design option Interlude XL <sup>2</sup>
Modules	500 x 500 mm 600 x 600 mm 675 x 675 mm 750 x 750 mm Additional rectangular modules available 600 x 1200 mm 300 x 1200 mm

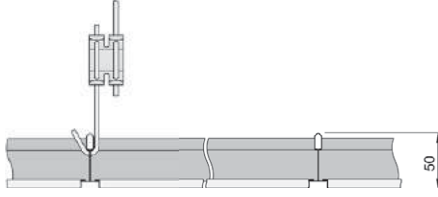
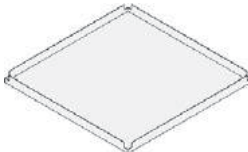
<b>MICROLOOK 16</b>	Lay-In solution with square tiles Square edged, with 16 mm drop
Grid	Prelude 15 XL <sup>2</sup> / TL
Modules	500 x 500 mm 600 x 600 mm 675 x 675 mm 750 x 750 mm



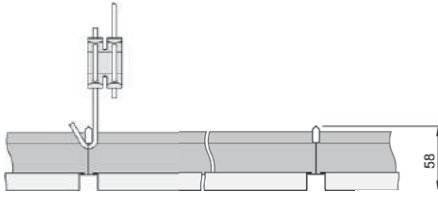
Axal Vector



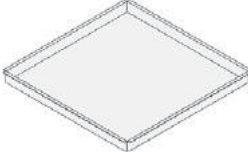
Board



MicroLook 8



MicroLook 16



Standard hanger is pre straightened wire



# SQUARE & RECTANGULAR TILES - LAY-IN


## BENEFITS

- Diversity of design and application
- Easily assembled and fully demountable
- Cost effective ceiling solution
- Tiles are easily lifted out by hand, allowing full and easy access to the ceiling void.

## APPLICATION AREA

Used in a variety of ceiling areas: from small service rooms to large commercial office buildings and major transportation terminals.

PROJECT: Leman Cake Decorations (B) ::::: ARCHITECT: Didier Leman ::::: CONTRACTOR: Vinquier Youri  
SOLUTION: Lay-In Tegular 8 Perforated Rg 2516



## SQUARE & RECTANGULAR TILES

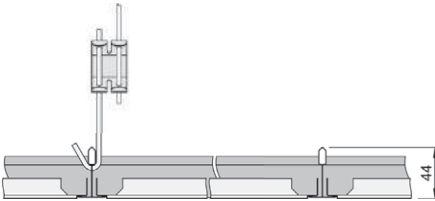
### Lay-In - Tegular 2 / Tegular 8 / Tegular 11 F / Tegular 16

<b>TEGULAR 2</b>	Lay-In solution with square tiles Square edged, with 2.5 mm drop
Grid	Prelude 24 TLX
Modules	600 x 600 mm 625 x 625 mm

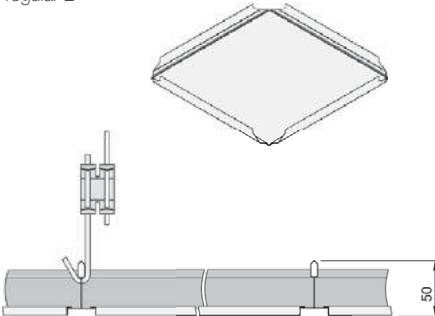
<b>TEGULAR 8</b>	Lay-In solution with square tiles Square edged, with 8 mm drop
Grid	Prelude 24 XL <sup>2</sup> / TLX
Modules	500 x 500 mm 600 x 600 mm 675 x 675 mm Additional rectangular modules available 600 x 1200 mm 300 x 1200 mm

<b>TEGULAR 11 F</b>	Lay-In solution with square tiles Bevel edged (3 x 3 mm), with 11 mm drop
Grid	Prelude 24 XL <sup>2</sup> / TLX
Modules	600 x 600 mm 625 x 625 mm Additional rectangular modules available 600 x 1200 mm

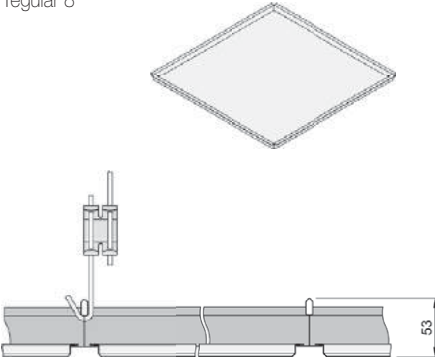
<b>TEGULAR 16</b>	Lay-In solution with square tiles Square edged, with 16 mm drop
Grid	Prelude 24 XL <sup>2</sup> / TLX
Modules	500 x 500 mm 600 x 600 mm 675 x 675 mm 750 x 750 mm



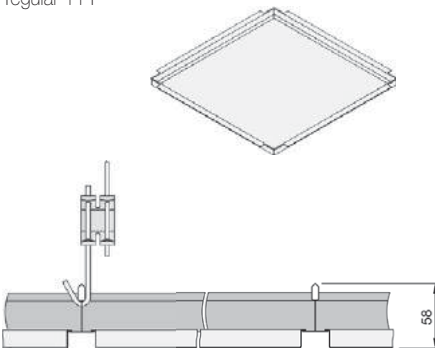
Tegular 2



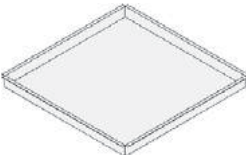
Tegular 8



Tegular 11 F



Tegular 16



Perforations	Page 46
Acoustic Performances	Pages 47-49

Standard hanger is pre straightened wire



# RECTANGULAR PANELS / PLANKS - CLIP-IN

### BENEFITS

- Versatile system and simple design
- Concealed grid for a monolithic effect
- Excellent acoustic performance
- Ease of installation (alignment) and fully demountable
- Easy access to the ceiling void
- Maintenance friendly system

### APPLICATION AREA

Suitable for large open plan / circulation areas.

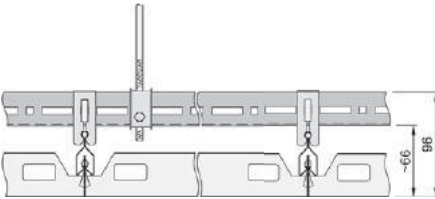
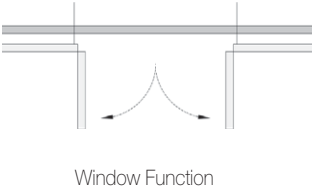
PROJECT: Element Office Building (AU) ::::: ARCHITECT: Wolfgang Ritsch, Dornbirn  
CONTRACTOR: Ing. Kurzemann GmbH&Co. KG, Dornbirn ::::: SOLUTION: R-Clip Microperforated Rd 1522



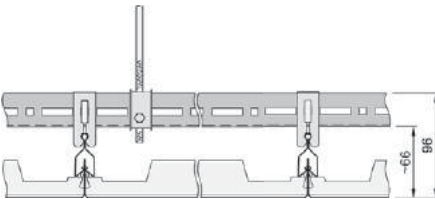
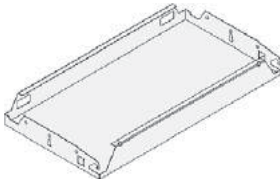
## RECTANGULAR PANELS / PLANKS

### Clip-In - R-Clip / S-Clip F / T-Clip F

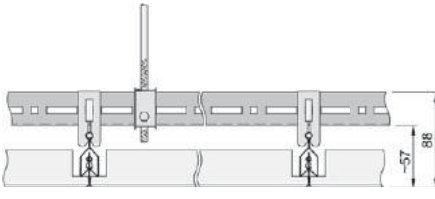
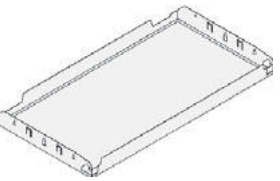
<b>R-CLIP</b>	Clip-In solution with rectangular panels Square edged variant Bevel edged variant (3 x 3 mm)	
Grid	System 3000 with spring A-bar	
Dimensions R-CLIP	Length 600 – 2500 mm Width 247 – 600 mm	
Modules	R-CLIP 400 x 1500 mm 400 x 2000 mm 400 x 2500 mm	R-CLIP F 300 x 1200 mm 600 x 1200 mm 400 x 1800 mm
Hinge-down option	Optional swing-down function window	
Special designs*	- Exterior ceiling solution when secured - Chilled and heated ceilings <small>*Please contact Armstrong Technical Sales service</small>	



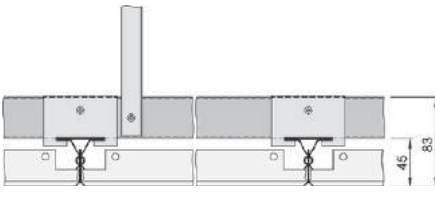
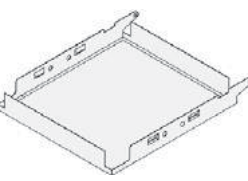
R-Clip



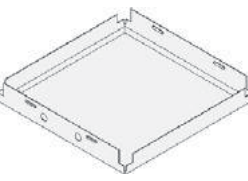
R-Clip F



S-Clip F



T-Clip F



<b>S-CLIP F</b>	Clip-In solution with rectangular panels Bevel edged (3 x 3 mm)	
Grid	System 3000 with spring A-bar	
Modules	300 x 900 mm 300 x 1200 mm 300 x 1500 mm	
Hinge-down option	Type S-Clip F swing-down function	

<b>T-CLIP F</b>	Clip-In solution with rectangular panels Bevel edged (5 x 5 mm) Square edged optional	
Grid	C-channel with spring T	
Modules	300 x 1200 mm 300 x 1500 mm	
Dimensions	Length 900 - 2500 mm Width 300 / 450 / 500 / 600 mm	



# RECTANGULAR PANELS / PLANKS - Hook-On

### BENEFITS

- Versatile system and simple design
- Concealed grid for a monolithic effect
- Good acoustic properties
- Ease of installation (alignment) and fully demountable
- Easy access to the ceiling void
- Maintenance friendly system

### APPLICATION AREA

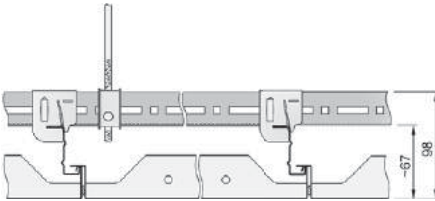
Suitable for large open plan / circulation areas.

PROJECT: The City of St. Gallen (CH) ::::: ARCHITECT: Boltshauser Architekten, Zürich  
CONSTRUCTION MANAGEMENT: HRS Hauser Rutishauser Suter AG, St. Gallen ::::: CEILING CONTRACTOR: Phonex AG  
SOLUTION: R-H 200 Microperforated Rd 1522

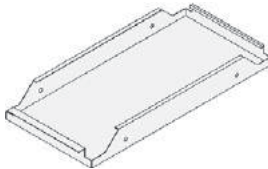


## RECTANGULAR PANELS / PLANKS Hook-On - R-H 200 / R-H 215

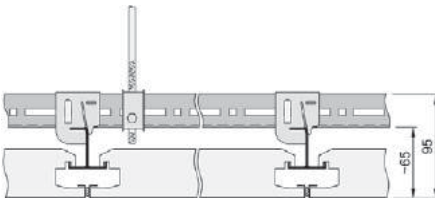
<b>R-H 200</b>	Hook-On solution with rectangular panels Square edged With 3 mm black gasket on one short and one long side
Grid	System 3000 with J-bar
Dimensions	Length 600 – 3000 mm Width 247 – 1350 mm
Modules	400 x 1800 mm 400 x 2100 mm 400 x 2400 mm 400 x 2700 mm 400 x 3000 mm
Special designs*	- Trapezoidal panels - Curved panels - Segmented vaulted or waved ceilings - Exterior ceilings - Chilled and heated ceilings <small>*Please contact Armstrong Technical Sales service</small>



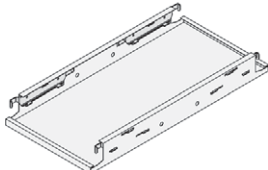
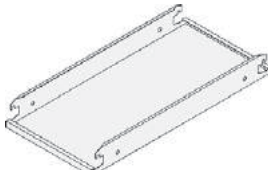
R-H 200



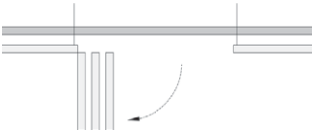
<b>R-H 215</b>	Hook-On solution with rectangular panels Square edged With 3 mm black gasket on one short and one long side
Grid	System 3000 with H-profile 35
Dimensions	Length 600 – 3000 mm Width 247 – 1350 mm
Modules	400 x 1800 mm 400 x 2100 mm 400 x 2400 mm 400 x 2700 mm 400 x 3000 mm
Hinge-down option	Revision opening power swing function
Special designs*	- Curved panels - Segmented vaulted or waved ceilings <small>*Please contact Armstrong Technical Sales service</small>



R-H 215



Panel with Power Swing function



Power Swing function




# LINEAR GRID - Hook-On & Lay-In

### BENEFITS

- Combining functionality with stylish simplicity
- Creates a linear technical zone
- C-profiles can be aligned with partition systems to integrate services
- Remarkably versatile
- Various design options for the profile and panel (linear, radial, crossed)
- Easy access to the ceiling void

### APPLICATION AREA

Used in large office environments and flexible with partitioning systems...

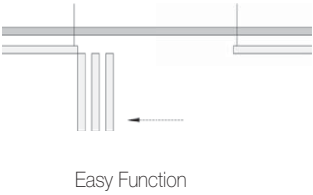


## LINEAR GRID

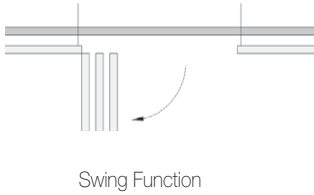
### Hook-On - B-H 300

### Lay-In - B-L 302

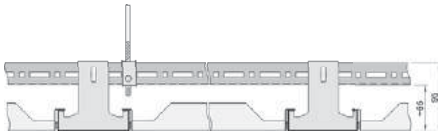
<b>B-H 300</b>	Hook-On solution with rectangular panels Square edged With 3 mm black gasket on two short and one long side
Grid	System 3000 with 100mm C-profile
Dimensions	Length 600 – 3000 mm Width 247 – 1350 mm
C-profile	Width min. 50 / max. 300 mm
Hinge-down option	Easy function Swing function
Special design*	- Trapezoidal panels - Curved panels - Segmented vaulted or waved ceilings - Chilled and heated ceilings *Please contact Armstrong Technical Sales service



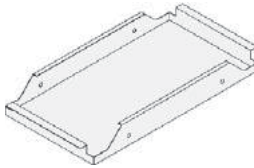
Easy Function



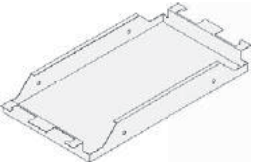
Swing Function



B-H 300



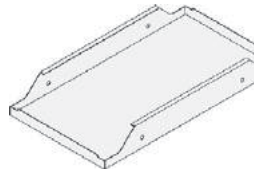
Panel with Easy function



Panel with Swing Function



B-L 302



<b>B-L 302</b>	Lay-In solution with rectangular panels Square edged With 3 mm black gasket on one long side
Grid	System 3000 with 100mm Bandrastrer profile
Dimensions	Length 600 – 3000 mm Width 247 – 1350 mm
Bandrastrer	50, 75, 100, 125 and 150 mm
Special designs*	- Trapezoidal panels - Chilled and heated ceilings *Please contact Armstrong Technical Sales service



# TARTAN GRID - CLIP-IN & HOOK-ON


### BENEFITS

- Solution for square and/or rectangular room partitioning
- Easily installed and removed
- Grid can be emphasised by using contrasting colours
- Trim strip or C-profile can connect to the partition systems to integrate lighting systems efficiently
- Decorative solutions achieved through a variety of panel design options (square mega panel, rectangular, triangle)

### APPLICATION AREA

Ideal for breaking up large spaces.

PROJECT: International Book Club - City Madrid (SP) ::::: ARCHITECT: Stitzman Staiff, David S.  
SOLUTION: K-H 400 Standard Perforated Rg 2516



## TARTAN GRID

Clip-In - K-Clip  
Hook-On - K-H 400

### K-CLIP

Clip-In solution with crossing boxes and trim strips  
Crossing boxes 100 x 100 / 105 x 105 / 150 x 150 mm  
With Q-Clip or R-Clip

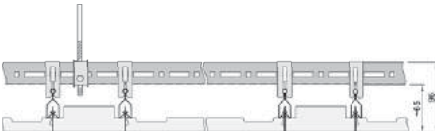
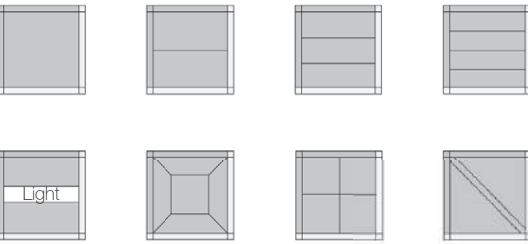
Grid	System 3000 with spring-A bar
Modules	700 x 700 mm / 705 x 705 mm / 750 x 750 mm 1300 x 1300 mm / 1305 x 1305 mm / 1350 x 1350 mm
With Q-Clip	600 x 600 mm
With R-Clip	1200 x 300 mm / 1200 x 400 mm / 1200 x 600 mm
Special designs	



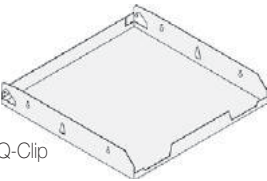
### K-H 400

Hook-On solution  
Crossing boxes 100 x 100 mm  
With 3 mm black gasket on two short and one or two long sides

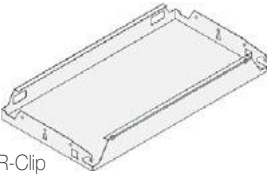
Grid	Crossing boxes and C-profile
Dimensions	Length 600 – 3000 mm Width 247 – 1350 mm
Hinge-down option	Easy function Swing function
Special designs	



K-Clip



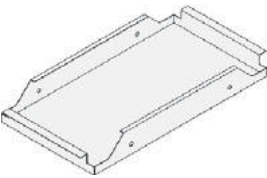
Q-Clip



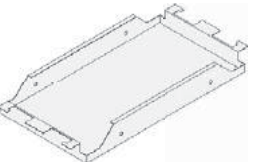
R-Clip



K-H 400



Panel with Easy Function



Panel with Swing Function




# VERTICAL BAFFLES - Hook-On

### BENEFITS

- Ideal combination of high sound absorption and attractive design
- Versatile secondary support grid
- Attractive solution for large-scale buildings
- Easy service integration (ventilation, lighting, sprinkler) between baffles

### APPLICATION AREA

Suitable for busy open plan spaces such as entrance halls, airports, waiting areas, meeting rooms, restaurants or multi purpose spaces and is also suitable for retrofitting.

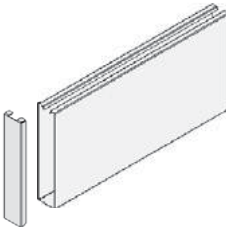


## VERTICAL BAFFLES Hook-On - V-P 500 / V-K 500

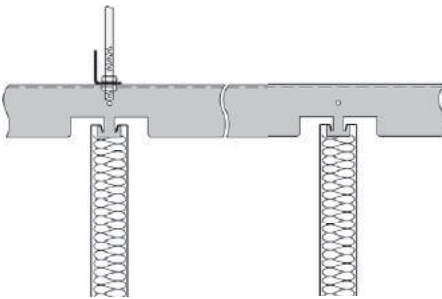
### V-P 500

Hook-On solution with vertical baffles  
Parallel alignment  
Optional face cover

Grid	Primary angle with black baffle support profile
Baffles	Length max. 3000 mm Width 30 mm Height 150 / 200 / 250 / 300 mm



Face Cover / Baffle

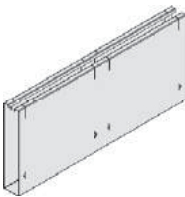


V-P 500

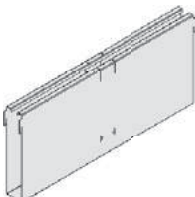
### V-K 500

Hook-on solution with vertical baffles  
Cross alignment

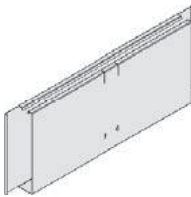
Grid	Direct suspension from threaded rod
Baffles	Length max. 3000 mm Width 30 mm Height 150 / 200 / 250 / 300 mm



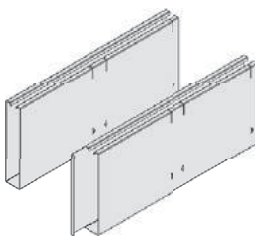
Main Baffle



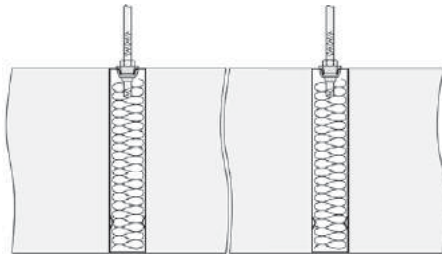
Cross Baffle



Double Corner Baffle



Corner Baffles



V-K 500

For both systems Further dimensions on request.




# OPEN CELL - LAY-IN

## BENEFITS

- Creates a modern, open look for a space
- Variety of design options
- 100% accessible to plenum (HVAC, lighting)
- Helps mask the plenum
- Lay-In system is fast and easy to install in standard Prelude 15 grid
- Custom sizes and colours available

## APPLICATION AREA

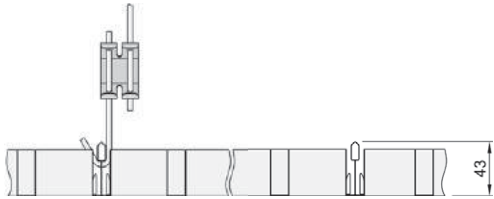
CELLIO is recommended for shops, supermarkets, shopping malls, entrance areas, airports, railway stations and showrooms.



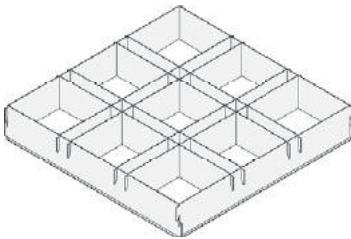
## OPEN CELL Lay-In - CELLIO

CELLIO	Lay-In solution with open cell tiles Tiles in prepainted aluminium
Grid	Prelude 15 TL
Modules*	600 x 600 x 37 mm
Colours	Available on request

\*the actual size of the opening in Cellio tiles is the cell size – 15mm



CELLIO



Standard hanger is pre straightened wire

	Cellio C64	Cellio C49	Cellio C36
Cell module size	75 x 75 x 37	86 x 86 x 37	100 x 100 x 37
Open area	64%	68%	72%
Cut off angle	31°	27°	23°

	Cellio C25	Cellio C16	Cellio 9
Cell module size	120 x 120 x 37	150 x 150 x 37	200 x 200 x 37
Open area	76%	81%	85%
Cut off angle	19°	15°	11°



# CORRIDOR CEILING - Hook-On, Lay-In, Clip-In

### BENEFITS

- Free-span solution
- Rectangular panel, adapted to corridor or circulation area width
- Various perimeter trim solutions for a clean aesthetic finish
- Meets visual and individual project requirements
- Easy, quick access to ceiling void due to swing-down functions

### APPLICATION AREA

Corridors where the panels simply span between walls.

PROJECT: Linz-AG-Center Linz (AU) ::::: ARCHITECT: Architekturbüro Walter Iftsits, Vienna  
SOLUTION: F-Clip Access with Optional Spacers, Large Plain Panels



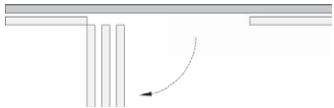
## CORRIDOR CEILING

### Hook-On - F-H 600

### Lay-In - F-L 601

### Clip-In - F-Clip Access

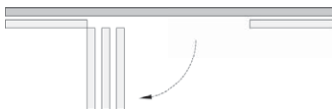
<b>F-H 600</b>	Hook-On solution with rectangular panels Square edged
Grid	Wall connection profile with J-bar
Dimensions	Length 600 – 3000 mm Width 247 – 1350 mm (Swing 247 - 750 mm)
Hinge down function	Optional with G-profile and swing function Swing with 3 mm black gasket on one long and two short sides



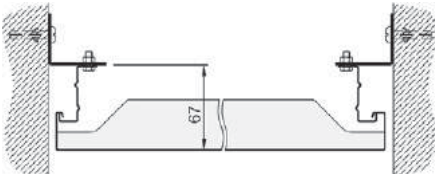
Swing-Down Function

<b>F-L 601</b>	Lay-In solution with rectangular panels Square edged With 3 mm black gasket on one long side
Grid	Perimeter trim
Dimensions	Length 600 – 3000 mm Width 247 – 1350 mm

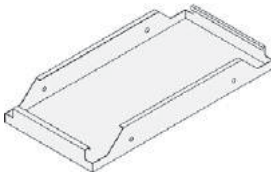
<b>F-CLIP ACCESS</b>	Clip-In solution with rectangular panels Square edged With swing-down function access
Grid	Wall connection profile with half spring A-bar
Dimensions	Length 600 – 2500 mm Width 247 – 600 mm



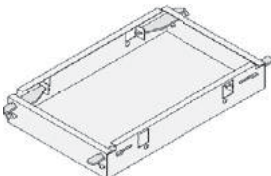
Access Function



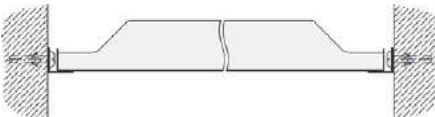
F-H 600



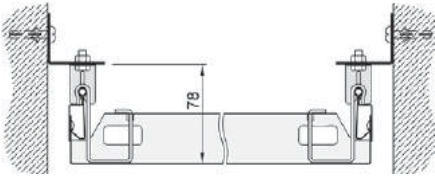
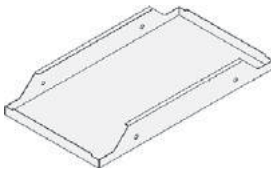
G-Profile



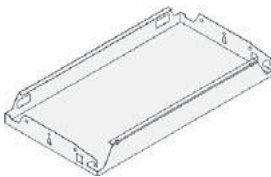
Panel with Swing Function



F-L 601



F-Clip Access



Other corridor solutions exist. Please contact us.

Perforations	Page 46
Acoustic Performances	Pages 47-49



# ISLAND CEILINGS - CLIP-IN, HOOK-ON

### BENEFITS

- Modular concept for optimum flexibility
- Visually defines a space
- Freedom in design
- Modern absorber solution for exposed concrete ceilings
- Meets demanding acoustic requirements
- Integration of lighting, air conditioning and other equipment
- Quick and easy to install
- Concealed grid for a monolithic effect

### APPLICATION AREA

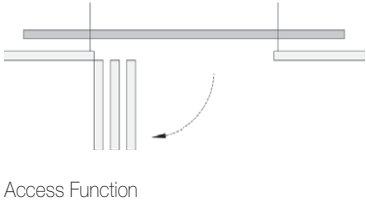

A contemporary design and acoustic solution for all market segments. Chilled beams or chilled ceiling elements can be achieved with the D-H 700.




## ISLAND CEILINGS

Clip-In - D-Clip  
Hook-On - D-H 700

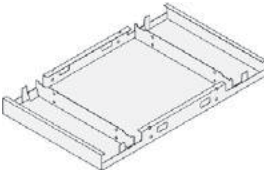
<b>D-CLIP</b>	Clip-In solution with rectangular panels Square edged
Grid	System 3000 grid modules with spring A-bar
Dimensions	Length 600 – 2500 mm Width 247 – 600 mm Edge detail all around 50 mm
Hinge down functions	Standard panel with swing-down function access End and single panel without access function



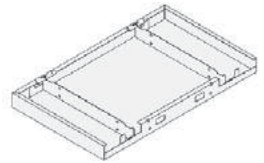
<b>D-H 700</b>	Hook-On solution with rectangular panels Square edged
Grid	System 3000 grid modules
Dimensions	Length 600 – 2750 mm (in steps of 25 mm) Width 250 – 600 mm (in steps of 25 mm) Edge detail all around standard 50 mm Edge detail all around optional 65 mm (for additional inlays, chilled ceilings, etc.)



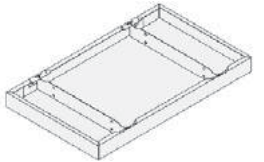
D-Clip



Standard Panel



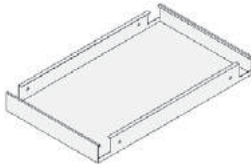
End Panel



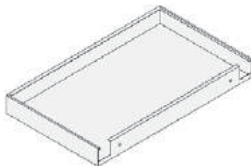
Single Panel



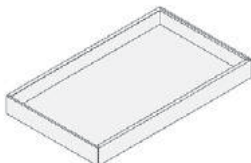
D-H 700



Standard Panel



End Panel



Single Panel



# ISLAND CEILINGS - CANOPY

## BENEFITS

- Modular concept offering optimum flexibility and freedom of design
- Visually defines a space
- Modern absorber solution for exposed concrete ceilings
- Meets demanding acoustic performances
- Integration of lighting, air conditioning and other equipment
- Quick and easy to install

## APPLICATION AREA

A contemporary design and acoustic solution for small or large rooms in all market segments.

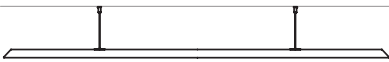


## ISLAND CEILINGS Canopy

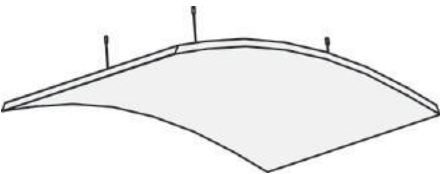
### CANOPY

Single element solution  
Different shapes: Flat, concave, convex  
Edge detail 47°, thickness 40 mm  
Colour RAL 9010 (white)  
Rg 0701 extra microperforation,  
back perforated Rg 2516 standard perforation  
Acoustic pad with black fleece on both sides

Grid	Direct suspended by four cables
Flat	1890 x 1180 x 40 mm
Concave	1890 x 1181 x 40 mm, radius 2742 mm (inside)
Convex	1890 x 1181 x 40 mm, radius 2742 mm (inside)
Special designs*	Light integration
*Please contact Armstrong Technical Sales service	



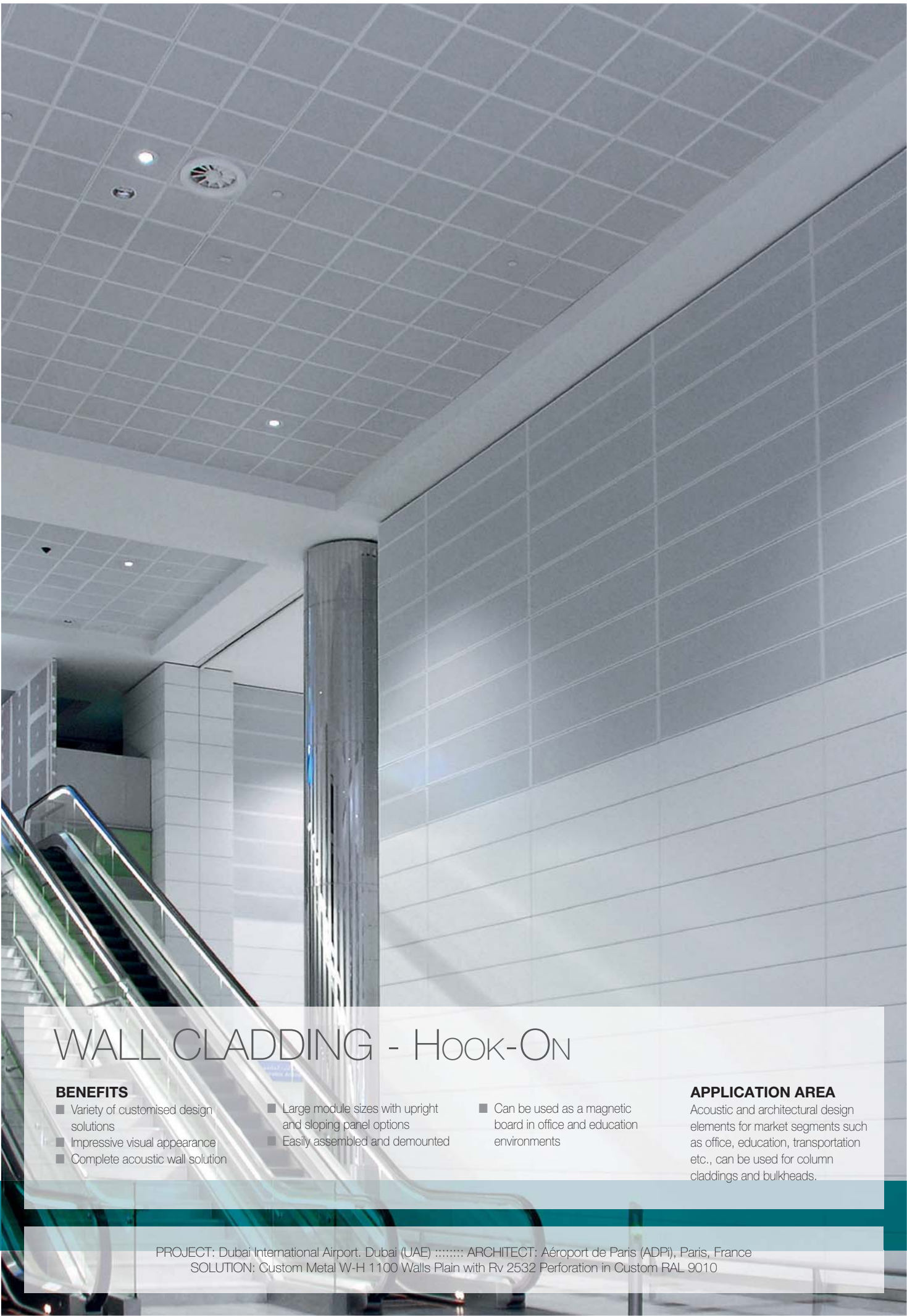
Canopy Flat



Canopy Concave



Canopy Convex



# WALL CLADDING - Hook-On

### BENEFITS

- Variety of customised design solutions
- Impressive visual appearance
- Complete acoustic wall solution
- Large module sizes with upright and sloping panel options
- Easily assembled and demounted
- Can be used as a magnetic board in office and education environments

### APPLICATION AREA

Acoustic and architectural design elements for market segments such as office, education, transportation etc., can be used for column claddings and bulkheads.

PROJECT: Dubai International Airport, Dubai (UAE) ::::: ARCHITECT: Aéroport de Paris (ADP), Paris, France  
SOLUTION: Custom Metal W-H 1100 Walls Plain with Rv 2532 Perforation in Custom RAL 9010



## WALL CLADDING

### Hook-On - W-H 1000 / W-H 1100

#### W-H 1000

Hook-on solution with rectangular panels  
Square edged  
With 5 mm black gasket and plastic spacer on one short and one long side  
Offset distance standard  $60^{+10}_{-15}$  mm

Grid	Horizontal direction C-wall profile fixed with wall anchors to the wall
Type A	Length 600 – 1300 mm / Width 275 – 1000 mm
Type B	Length 1301 – 2500 mm / Width 275 – 1000 mm
Type C	Length 2501 – 3000 mm / Width 275 – 1000 mm
Type D	Length 600 – 3000 mm / Width 275 – 1000 mm Edge detail all around 30 mm for standard panels 40 different types of panels available on request...



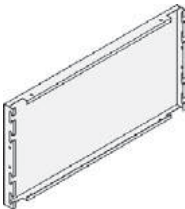
Panel Type A



Panel Type B



Panel Type C



Panel Type D



W-H 1000

#### W-H 1100

Hook-on solution with rectangular panels  
Square edged  
With 5 mm black gasket and plastic spacer on one short and one long side  
Offset distance standard  $60^{+17}_{-8}$  mm

Grid	Vertical direction U-wall profile fixed with wall anchors to the wall
Type A	Length 600 – 1300 mm / Width 275 – 1000 mm
Type B	Length 1301 – 2500 mm / Width 275 – 1000 mm
Type C	Length 2501 – 3000 mm / Width 275 – 1000 mm
Type D	Length 600 – 3000 mm / Width 275 – 1000 mm Edge detail all around 30 mm for standard panels 40 different types of panels available on request...



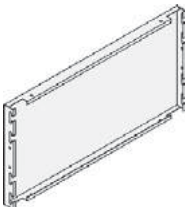
Panel Type A



Panel Type B



Panel Type C



Panel Type D



W-H 1100



# COLOURS & FINISH OPTIONS

PROJECT: O2 ARENA, Main and VIP Lobby Schmidhuber & Partner, Munich (D) ::::: ARCHITECT: HOK Sport  
CEILING CONTRACTOR: Rogge Spezialbau, Berlin ::::: SOLUTION: R-H 200 Ceiling, W-H 1100 Wall Cladding



## Light reflectance

Pattern	RAL 9010	Global White
Plain (unperforated)	85%	75%
Extra Microperforation Rg 0701 with black acoustic fleece	80%	70%
Standard Perforation Rg 2516 with black acoustic fleece	70%	65%
Microperforation Rd 1522 with black acoustic fleece	65%	60%

Measured in accordance with EN ISO 7742-2 & EN ISO 7742-3.

## Safe & Healthy

The Armstrong standard RAL 9010 Pure White powder coating consists of organic binders based on polyester and epoxy resins, small amounts of additives, and inorganic as well as pigments for colour. It contains no heavy metals and is free of toxic additives. Thus, the coating is not subject to any toxicological classification or identification requirements. Under thermal loads, it does not emit any combustion products apart from those generated when burning other organic substances such as wood, oil, or household waste.

## Powder coat finish

The way in which incident light is reflected by a surface depends on its texture. Smooth surfaces exhibit more gloss than textured ones.

The light reflected at an angle of 60 degrees is measured and compared with the incident light. The ratio defines the degree of gloss.

Armstrong's standard RAL 9010 Pure White colour with a satin smooth finish has a degree of gloss of about 22 percent, measured according to Gardener and DIN 67530.

The standard finish to metal ceiling panels is a high quality polyester powder coating.

Aesthetically, the powder coat finish to metal products creates a smooth, satin appearance, which conceals its resilient technical qualities.

Electro-statically applied and oven cured, powder coat finishes have a greater film thickness than wet paint applications or products manufactured from pre-painted steel coil, and give a more durable and impact resistant surface. Powder coat finishes are UV stable, do not support micro-biological growth and are easily cleaned.


## Standard colours

RAL and NCS are the most widely used colour systems in the construction industry. Armstrong uses RAL 9010 Pure White as its standard colour. Of course, all colours in the RAL and NCS palettes are available.


RAL 9010 white (20% gloss), optional Global White (12% gloss).




RAL 9010



Global White



RAL 9006



RAL 9007



## Special colours

Armstrong offer all RAL and NCS colours for your custom solutions.

## FINISH OPTIONS: Wood effects

Wood effects is a unique metal ceiling from Armstrong and offers architects and building owners the opportunity to combine the attractiveness and exclusivity of a natural wood surface with all the advantages of a metal ceiling.

The ceiling is not laminated so the danger of exfoliation is nullified. Further, the coating generates a uniform colour tone and a consistent texture. As a result the obvious variations which so often accompany real wood panels are minimised.



Maple (steam treated)



Douglas-Fir



Walnut



Pine



Elm



Oak

For further finish options, please contact us.



MESH METAL CEILINGS

Benefits

- Variety of mesh types, structures, sizes, surfaces
- Various design options available
- Light weight
- A total flexible system allowing lighting, ventilation as well as technical fittings and electrical installations
- Flexible and easy to maintain
- Air-and light permeable with a clear view into the ceiling void.

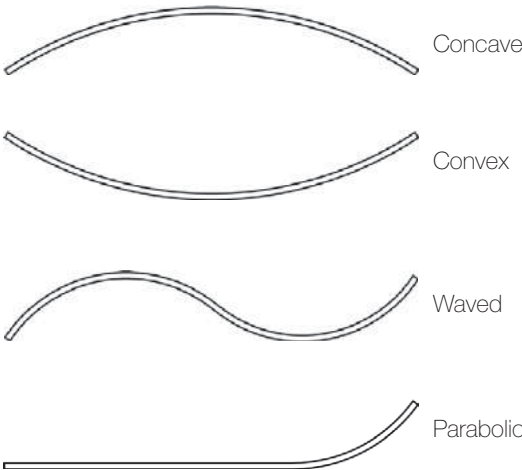
Application area

- Design element in form of a square tile or rectangular panel for various room applications
- Architectural design elements in all types of segments and especially in public areas where due to increased fire regulations a minimum free area is required (airports, railway stations, etc.).





CURVED CEILINGS

- Concave, convex or wave panels allow varying heights to create stunning visual effects
- Quick installation with minimal visible grid to create wall to wall or island solutions
- Using a concealed suspension system to create a smooth, curved visual
- Hook-On systems can also be utilised.



SPECIFIC SOLUTION - BIOGUARD

- BIOGUARD is a special surface paint applied to Armstrong mineral and metal tiles.
- BIOGUARD provides active protection against bio-contamination.
- BIOGUARD inhibits the growth of bacteria, mould and yeast, such as MRSA, E-coli, Streptococcus Pneumoniae, Bacillus Cereus, Aspergillus Niger, Candida Albicans, Klebsiella Pneumoniae, Acinebacter Baumanii.
  - It reduces the colony of micro-organisms by 99.9% in less than 72 hours. (Tested against JIS Z2801 and NF S 90-351).
  - BIOGUARD solutions are active against the micro-organisms that land on the surface of the tile.
  - There is no radiation or spread of chemicals in the air.
  - They are harmless for people, animals and plants.
  - They are active during the life-time of the ceiling as long as the surface is intact.
- ISO 5 Clean room performance for BIOGUARD Extra Microperforated with fleece and Premium B15 (tested against ISO 14644-1).
- ISO 3 Clean room performance for BIOGUARD Plain (tested against ISO 14644-1).
- The very smooth surface of BIOGUARD limits the accumulation of dust and micro-organisms (Kinetic of Decontamination test against NF S 90-351).
- BIOGUARD products provide excellent water-repellency allowing frequent cleaning.
- BIOGUARD products can be cleaned with diluted disinfectants containing active agents such as Quaternary Ammonium, Hydrogen Peroxide and Chlorine.
- BIOGUARD Plain is suitable for use in category 1- 6 areas as defined in HTM 60.
- 100% RH performance for BIOGUARD Plain when painted front and back.

	METAL		GRID
	BIOGUARD Extra Microperforated with fleece and Premium B15	BIOGUARD Plain	CLEAN ROOM Grid
HTM 60 Category	Category 2, 3, 4, 5, 6	Category 1*, 2, 3, 4, 5, 6	Category 2, 3, 4, 5, 6
Classification NF S 90-351	Zone 1, 2 & 3	Zone 1, 2, 3 & 4	Zone 1, 2 & 3
Particle emission class	ISO 5	ISO 3	ISO 4
Material	Steel with acoustic fleece and mineral fibre infill	Steel	Aluminium
 Cleaning	Washable with a damp sponge	High pressure** water cleaning	Washable with a damp sponge
 Resistance to disinfectants	Quaternary Ammonium, Hydrogen Peroxide, Chlorine		

\* HTM 60 category 1 calls for a smooth, imperforate and jointless soffit. Where access is required Armstrong propose a Clip-In concealed grid ceiling with the joints filled with an appropriate flexible silicone mastic to provide a 'jointless' solution.  
\*\* High pressure water cleaning solution is using METAL Clip-In Plain.

# PERFORATIONS

One of the key functions of a metal ceiling is to create a pleasant atmosphere enhanced by intelligent noise abatement. Armstrong perforations offer a vast spectrum of aesthetic solutions for effective acoustic comfort. Depending on the intended purpose of a room, reverberation times will need to be optimised as well. This parameter depends on the total absorption capacity of the room.

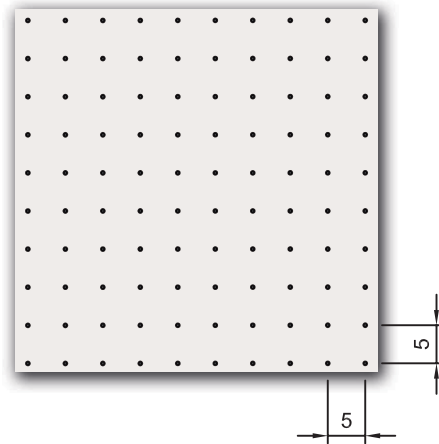
Airborne sound absorption is based on the conversion of sound energy into heat by friction processes which take place in absorbing materials and systems.

All of the perforation types can be found in the brochure "Perforations".

## Ultra Microperforation Rg 0501

Hole diameter: 0.5 mm  
Free area: 0.64 %

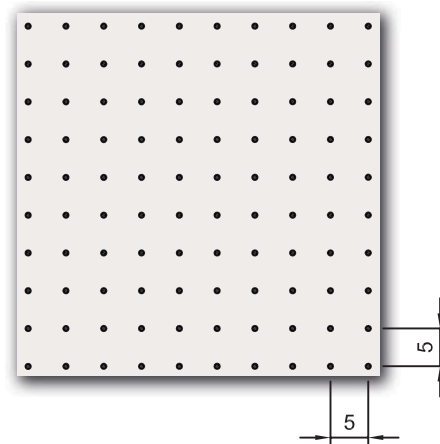
Using fibre free  
absorber



## Extra Microperforation Rg 0701

Hole diameter: 0.7 mm  
Free area: 1.5 %

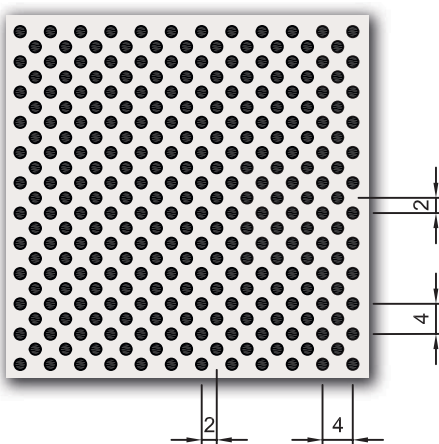
Standard acoustic  
infill



## Micro Perforation Rd 1522

Hole diameter: 1.5mm  
Open area: 22%

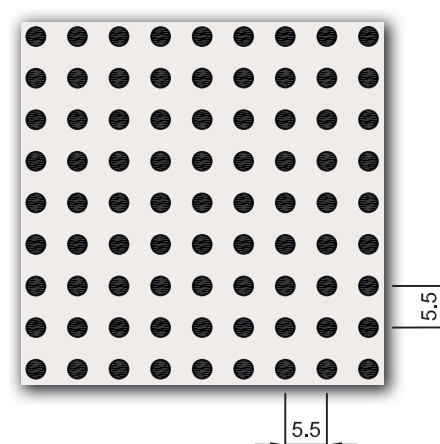
Standard acoustic infill



## Standard Perforation Rg 2516

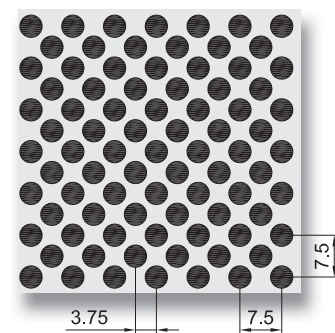
Hole diameter: 2.5mm  
Open area: 16%

Standard acoustic infill

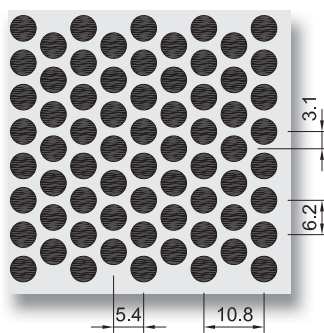


Armstrong offer special perforations for air flow (Rd 4045 and Rv 4650) and loudspeakers (Qg 4025 and Qg 8043)...


## Rd 4045\*



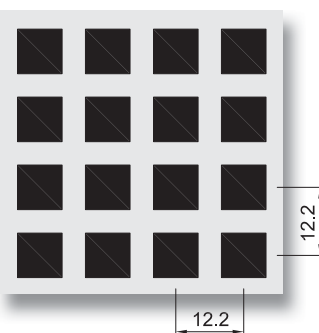
## Rv 4650\*



## Qg 4025\*



## Qg 8043\*



\*scale ¾

A large selection of over 50 additional perforations are available on request. Please contact us for more details.

# ACOUSTIC PERFORMANCES

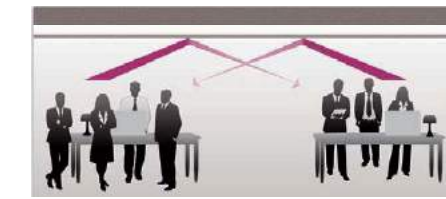
## Sound attenuation for better CONFIDENTIALITY



■ **Sound attenuation** is the control of sound transmission between adjacent spaces with a common void above them.

■ **Sound reduction** is the control of sound generated in the plenum or coming from the floor above.

## Sound absorption for better CONCENTRATION



■ **Sound absorption** is the part of incident sound that is not reflected by the tile.

## Sound attenuation & absorption for better INTELLIGIBILITY



■ Balance of **sound attenuation** and **absorption**.


## Acoustic Performance

Metal ceiling products have been tested for their acoustic performance in terms of sound absorption, sound attenuation and sound reduction. All perforated products can be supplied with a variety of factory fitted acoustic infill options.

3 standard infill options\* are available across the Armstrong range of metal tiles...



Acoustic fleece black, 63 g/m²



Premium B15



Premium OP19

## Acoustic Fleece

Non-woven acoustic fleece provides a cost effective solution for general sound absorption requirements. As a solution that is bonded to the reverse of the metal tile it helps eliminate pattern staining issues that may occur with loose laid solutions.

## Premium B15

Premium B15 solutions have been developed to combined good both sound absorption and high sound attenuation performance. It combines the non-woven acoustic fleece with a 15mm mineral infill board as a factory fitted acoustic solution.

## Premium OP19

Premium OP19 provides high sound absorption performance utilising specially developed lower density Armstrong mineral infill boards. Premium OP19 infill can achieve up to Class A sound absorption.

\*Additional acoustic solutions are available including AM and AMPK glasswool slabs and aluminium foil black tissue faced (AFBTF) pads. Please contact us for more details.


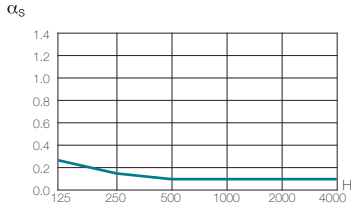

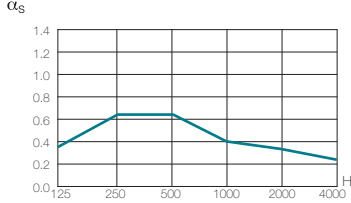

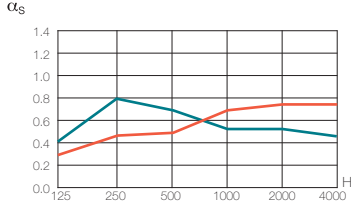

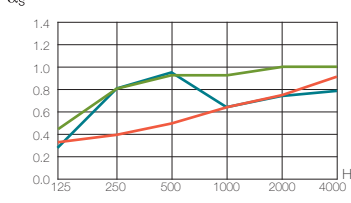

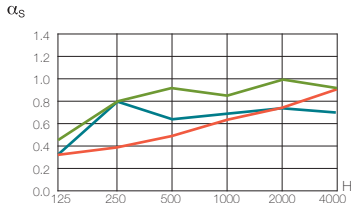
# ACOUSTIC PERFORMANCES



EN ISO 354 &  
EN ISO 11854

## Sound absorption

Is the control of reflected sound, provided by the suspended ceiling, within a space.

	$\alpha_w$	NRC	125	250	500	1000	2000	4000	Hz	Abs Class	Cert N°	Octave Band Centre Frequency (Hz)
	● 0.10(L)	Plain - no infill 0.10 0.25 0.15 0.10 0.10 0.10 0.10	$\alpha_p$	n/c	2206							
	● 0.40(LM)	Ultra Microperforated - no infill 0.55 0.35 0.65 0.65 0.40 0.35 0.25	$\alpha_p$	D	2252							
	● 0.55(L)	Extra Microperforated with fleece 0.65 0.40 0.80 0.70 0.55 0.55 0.45	$\alpha_p$	D	2253							
	● 0.65	Extra Microperforated with B15 0.60 0.30 0.45 0.50 0.70 0.75 0.75	$\alpha_p$	C	2334							
	● 0.75	Microperforated with fleece 0.80 0.30 0.80 0.95 0.65 0.75 0.80	$\alpha_p$	C	2175							
	● 0.60(H)	Microperforated with B15 0.60 0.35 0.40 0.50 0.65 0.75 0.90	$\alpha_p$	C	2337							
	● 0.95	Microperforated with OP19 0.90 0.45 0.80 0.90 0.90 1.00 1.00	$\alpha_p$	A	6502							
	● 0.75	Standard Perforated with fleece 0.75 0.35 0.80 0.65 0.70 0.75 0.70	$\alpha_p$	C	141401							
	● 0.60(H)	Standard Perforated with B15 0.60 0.35 0.40 0.50 0.65 0.75 0.90	$\alpha_p$	C	2340							
	● 0.90	Standard Perforated with OP19 0.90 0.45 0.80 0.90 0.85 1.00 0.90	$\alpha_p$	A	6505							






All Armstrong acoustic testing is conducted at independent third party accredited laboratories.  
Contact Armstrong for information on test methods or visit our acoustic mini-website [www.acousticalceilings.co.uk](http://www.acousticalceilings.co.uk)



EN 20140-9  
& EN 717-1

## Sound attenuation

Is the control of horizontal sound transmission through a suspended ceiling and common void located above adjacent spaces.

		Dncw	Cert N°
	Plain - no infill	44 dB	2438
	Plain + B15	47 dB	2439
	Ultra Microperforated - no infill	18 dB	3844-98-1
	Extra Microperforated + fleece	30 dB	2432
	Extra Microperforated + B15	40 dB	2427
	Microperforated + fleece	20 dB	2437
	Microperforated + B15	41 dB	2443
	Standard Perforated + fleece	20 dB	2437*
	Standard Perforated + B15	41 dB	2443*

\* Highlighted Dncw and Rw performances for the Standard Perforation (16% open area) are estimated as being not less than the tested Microperforated (22% open area) performance.



EN ISO 140-3  
& EN ISO 717-1

## Sound reduction

Is the control of vertical sound transmission through a suspended ceiling located above a space.

Rw	Cert N°
19 dB	5936
21 dB	5937
-	-
-	-
6 dB	5939
18 dB	5941
6 dB	5939*
18 dB	5941*


# SERVICE INTEGRATION

## Semi-standard details


The ability to integrate building services equipment is a major feature of metal ceiling systems. Metal tiles can be engineered with cut-outs, apertures and special details to accommodate the proliferation of services utilised in today's modern building projects. Whether the specifier selects a standard metal tile or a more customised answer for his project, lighting fittings, air conditioning grilles and fire protection equipment need to be harmonised with the ceiling system. For us, this is standard practice, and the advanced manufacturing capabilities of our metal ceiling facilities enable products to be offered complete with engineered solutions for the incorporation of building services. Special size and half module tiles can also be produced when necessary to finish ceilings at perimeters and other junctions.



Punched or laser cutting of aperture for lighting fitting



Rear view of accurately formed aperture with stiffening angles



Rear view with lighting fitting



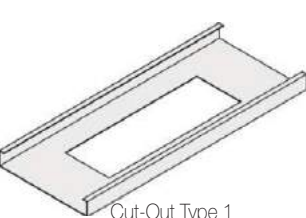
Face view of tile

**Metal ceiling tiles can incorporate a heating and cooling system to contribute to improved comfort for building occupants.**

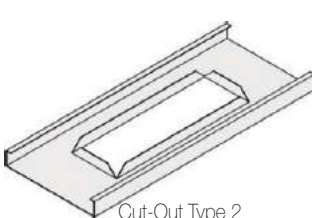
## Cut-outs and perforations

Cut-outs	Type 1 (rectangular)
	Type 2 (rectangular with bendings)
	Type 2A (rectangular with bendings and reinforcement angles for loads)
	Type 4 (round)

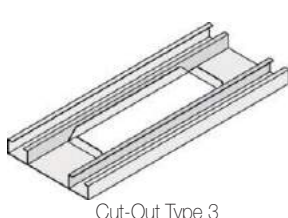
Perforations	Air-flow perforations Rd 4045 and Rv 4650
	Loudspeaker perforation Qg 4025 and Qg 8043



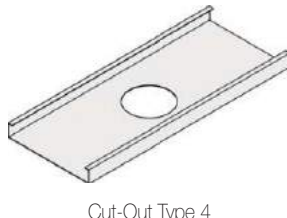
Cut-Out Type 1



Cut-Out Type 2



Cut-Out Type 3



Cut-Out Type 4

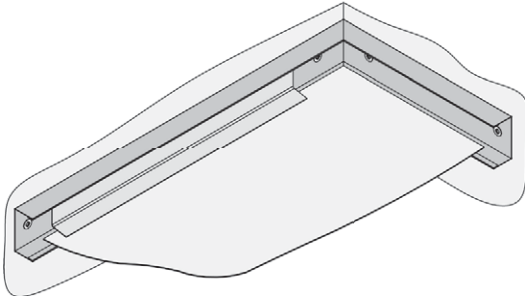
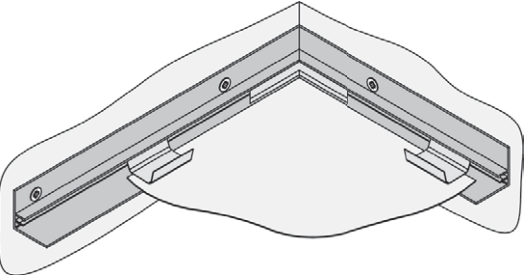
Special cut-outs available on request

# PERIMETER TRIMS

A variety of aluminium extrusions and steel channel sections are offered to provide simple and effective detailing at the perimeter of the ceiling.

Whether the requirement is to finish the ceiling directly against the perimeter wall, or to utilise plasterboard margins, a choice of solutions are available. Some of the sections have been purpose designed for use with Axal Vector, MicroLook and Tegular tiles, and form part of our Axiom Transition range of aluminium profiles.

## Perimeter details




## Field cutting

Tiles can be cut using tin snips, electric sheet metal shears or band saw. Care must be exercised to avoid damage to the painted surface, bending or distortion of the tiles.

## AXIOM Transitions

Axiom Transitions are the ideal solution for metal tile to plasterboard inter-faces. Five extrusions are available for use with metal tiles:

- Axiom Transitions plasterboard Perimeter Trim
- Axiom Transitions for Tegular / MicroLook
- Axiom Transitions for Axal
- Axiom Transitions Channel (cut metal tiles)
- Axiom Transitions Angle




Axiom Transitions for Axal Vector



Axiom Transitions Angle with Silhouette



Axiom Transitions Channel



Axiom Transitions for Tegular / MicroLook

For more information on perimeter details, please contact us.

# TECHNICAL INFORMATION

Metal walls and ceilings can be used in schools, offices, transport facilities, industrial buildings and also hospitals where their cleanability makes them ideal to meet the clean room standards required in the healthcare sector.



### Fire reaction

National Building Regulations (where applicable) require that buildings meet the appropriate Euroclass fire reaction performance depending upon the area of application. Armstrong products have been tested to the harmonised European fire reaction standards and meet the minimum performance criteria. Many Armstrong products have also been tested for their fire resistance performance under various floor constructions. Metal tiles do not burn and contain no volatile organic components. Metal provides protection against fire and can also provide a shield against radio waves due to their conductivity. As well, many of our acoustical metal ceilings and walls achieve a fire class of A1 according to EN 13501-1.

Armstrong Metal Ceilings products have been tested to meet a variety of fire test classifications	
<b>Plain without acoustic infill</b>	
EEA	Euroclass A1 (RAL 9010)
EEA	Euroclass A2-s1, d0 (other colours)
EEA	Euroclass B-s1, d0 (with gasket)
<b>Perforated without acoustic infill</b>	
EEA	Euroclass A1 (RAL 9010)
EEA	Euroclass A2-s1, d0 (other colours)
EEA	Euroclass B-s1, d0 (with gasket)
<b>With fleece, aluminium foil black tissue faced (AFBTF) pad or B15 or OP19 infill</b>	
Perforated $\varnothing \leq 2.5$ mm (acoustic fleece)	
EEA	Euroclass A2-s2, d0 (Euroclass A1 performance available on special request).
Perforated $\varnothing \leq 2.5$ mm (acoustic fleece and gasket)	
EEA	Euroclass B-s2, d0
Perforated $\varnothing \leq 2.5$ mm (AFBTF pad)	
EEA	Euroclass A1
Perforated $\varnothing \leq 2.5$ mm (Premium B15 infill)	
EEA	Euroclass A2-s1, d0
Perforated $\varnothing \leq 2.5$ mm (metal OP19 infill)	
EEA	Euroclass A2



### Thermal conductivity

The ever increasing commitment to energy conservation, dictates that buildings should be as energy efficient as is compatible with their function, use and as specified in national building regulations. Interior building products which can form part of the external structure, such as suspended ceilings beneath a roof construction, can contribute to minimising the loss of heat to the exterior by reference to their thermal conductivity values. Armstrong conducts extensive tests of thermal conductivity on a wide range of its products, in accordance with EN 12667 (as specified in EN 13964) and ISO 8301, by third party accredited laboratories. The thermal conductivity values indicated on each product data page are as determined by these tests.

Pattern	Thermal conductivity W/mK
Plain (unperforated), no inlay	0,244
Plain (unperforated), with fleece	0,163
Plain (unperforated), with 8mm (100 kg/m³) aluminium foil wrapped mineral wool	0,187
Plain (unperforated), with fleece and B15	0,0731



### Product handling & durability

Armstrong metal wall and ceiling products are durable, long-lasting and can be cleaned to prolong their service life. Frequent ceiling tile removal, typically in areas where building service equipment is located, means that a higher level of impact resistance can be required. In this category, the level of durability and impact resistance has been improved by Armstrong.

### Cleaning and disinfection

The frequency and cleaning method of a ceiling varies from one application to another. All products can at least be cleaned with a dry cloth or vacuum cleaner.



Wipeable with a dry cloth.



Wipeable with a moist cloth.



Washable with a sponge dampened in water containing mild soap or diluted detergent.



Scrubbable with water containing mild soap or diluted detergent (for plain tiles or perforated tiles without a fleece).



Can be cleaned using a high pressure water spray (High pressure water cleaning solution is using metal Clip-In Plain).



Can be cleaned with disinfectants commonly used in Healthcare premises (metal Bioguard solutions).

### Air leakage

The cavity above a suspended ceiling may be used as part of the mechanical air distribution system, when it is used as a supply or extract plenum, and the air pressure in the plenum will be either positive or negative in comparison to the pressure in the room below. Similarly for 'Clean Room' applications, where it is most important to prevent the ingress of airborne dust contaminants, the room will be at positive pressure to the surrounding areas. Alternatively, to escape the egress of pathogens the room may be kept at a lower pressure relative to the surrounding areas. In these situations, it is necessary to know how much air leakage occurs through the ceiling system as a result of the pressure differential. Armstrong conducts extensive tests of air leakage on a wide range of its products, in accordance with EN 12114 and EN 13829, by third party accredited laboratories. Please contact Armstrong Technical Sales for further details of these results.

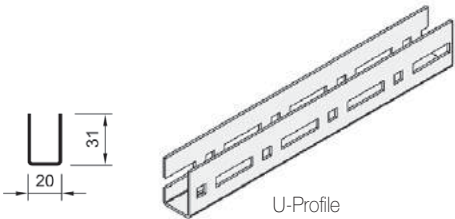
### Air flow

When using perforated metal suspended ceilings, the cavity above may be used as part of the mechanical air distribution system when it is used as a supply plenum. With this arrangement the air pressure in the plenum is always positive in comparison to the pressure in the room below. Specific tiles can be selected as open (active), and these will become air diffusers, while the remaining tiles will have their perforations blocked (inactive). In this way the air flow supply volume to the room can be controlled and balanced dependent upon the pressure differential and the air change requirements. Armstrong conducts extensive tests of air flow on a range of its more common metal products, in accordance with EN 12114 and EN 13829, by third party accredited laboratories. Please contact Armstrong Technical Sales for further details of these results.

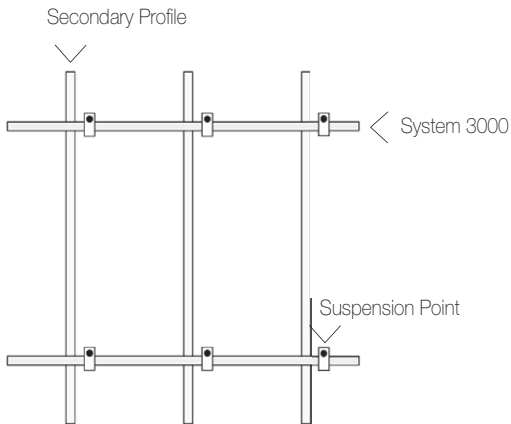
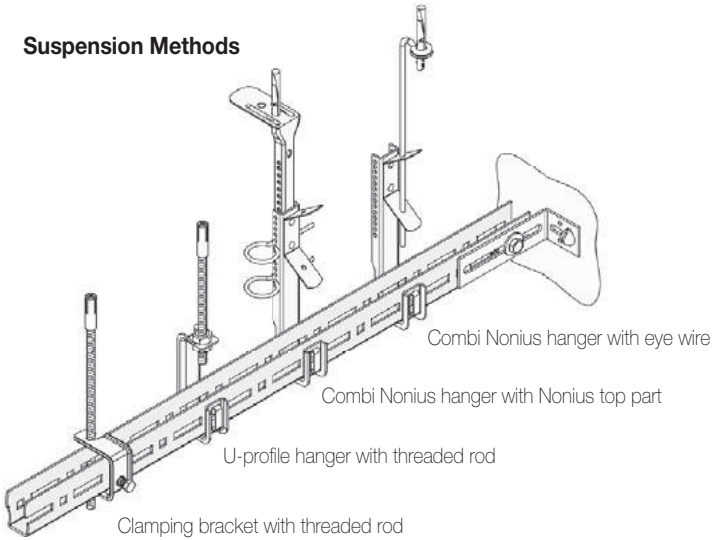
# GRID SYSTEMS

## System 3000

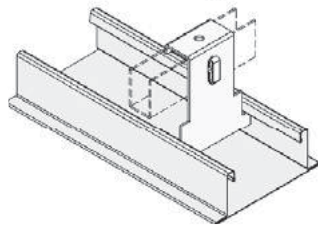
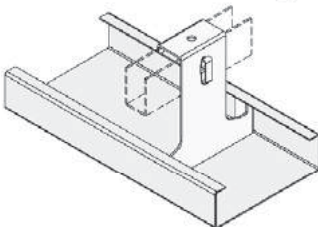
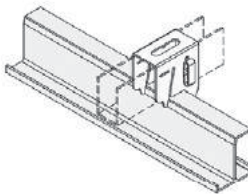
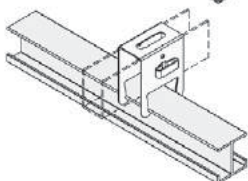
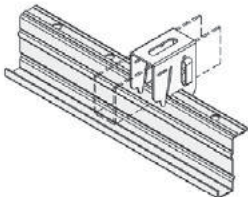
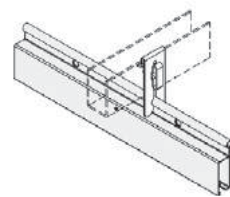
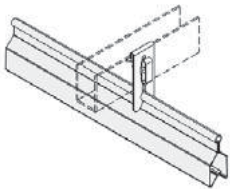
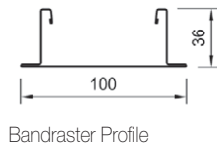
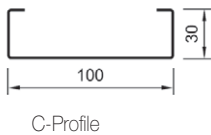
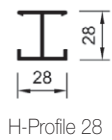
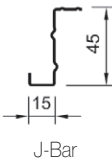
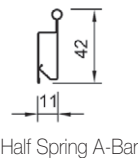
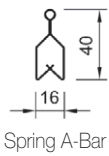
The System 3000 primary profile was specially designed for Armstrong ceiling systems. Various secondary profiles can be combined with it. This allows a wide variety of solutions. All components of the suspension system are available from stock. You can begin with installation immediately while we produce the ceiling panels. System 3000 also fulfils the two conditions stipulated by the EN standard 13964 with regard to load-bearing capacity (2.5 x to failure) and suitability for use (deflection limitations).



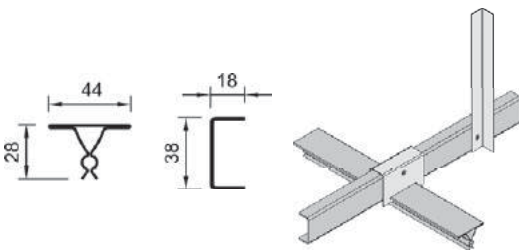
### Suspension Methods



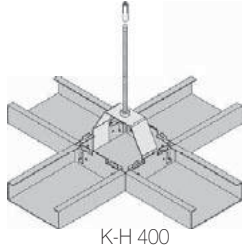
### Secondary Profiles



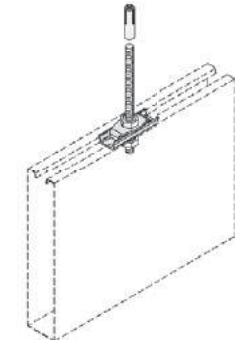
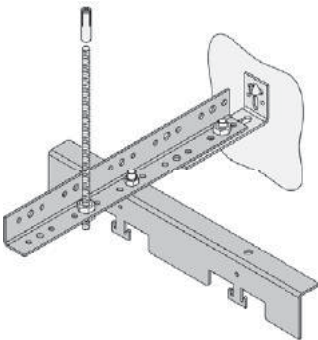
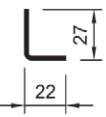
### Spring T bar & C-Channel



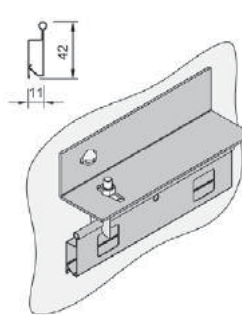
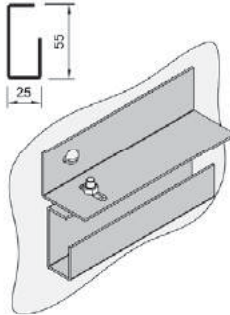
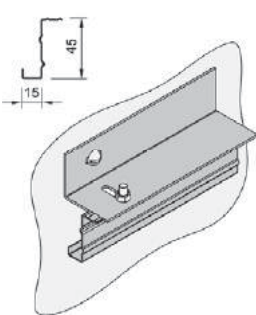
### Tartan Grid



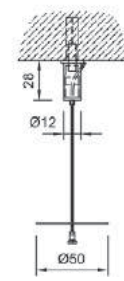
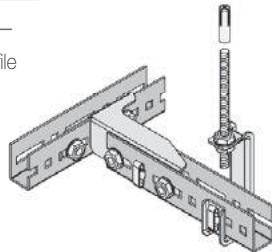
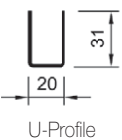
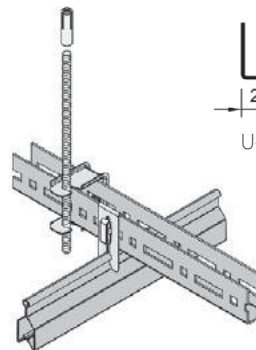
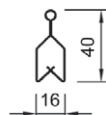
### Vertical Baffles



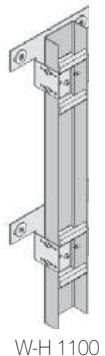
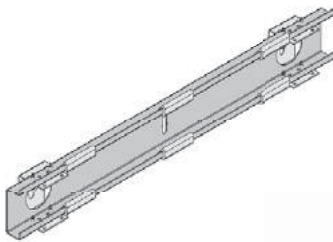
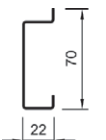
### Corridor Systems



### Island Ceilings



### Wall Cladding



# GRID SYSTEMS

## Cross Tee

Technical drawing of a metal profile. The profile is 15mm wide and 38mm high. It features a series of rectangular slots along its length. The drawing includes dimension lines indicating the width and height, and a perspective view of the profile.

## Cross Tee

Technical drawing of the 43/38mm profile. The drawing shows a side view of the profile with a height dimension of 43/38mm and a width dimension of 24mm. A detail view of the end of the profile is shown, indicating the mounting bracket and the internal structure.


Technical drawing of the 43/38mm profile. The drawing shows a side view of the profile with a width of 43mm and a height of 38mm. A detail view shows a cross-section of the profile with a width of 24mm and a height of 43/38mm.

Technical drawing of an aluminum extrusion profile. The cross-section diagram shows a 38mm height and 24mm width. The profile features a series of rectangular slots along its length.

Technical drawing of an aluminum extrusion profile. The drawing shows a cross-section of the profile with dimensions: 30mm height and 24mm width. The profile has a T-shaped cross-section with a flange on one side. The drawing is labeled '30x24mm'.

Technical drawing of an aluminum extrusion profile. The cross-section diagram shows a U-shaped profile with a height of 38mm and a width of 24mm. The profile has a series of rectangular slots along its length. The drawing is labeled with dimensions 38mm and 24mm.

Suspension systems are offered with a complete range of commonly required accessories and perimeter solutions.



	Global White (GW)	Silver Grey RAL 9006 (SG)	Black (BK)	White RAL 9010 (WR)	Black White
Prelude 24 TLX					
Prelude 24 XL <sup>2</sup>					
Prelude 15 XL <sup>2</sup>					
Prelude 15 TL					
Silhouette XL <sup>2</sup> 6mm					
Silhouette XL <sup>2</sup> 3mm					
Interlude					

Further colours on request.

# WESTERN EUROPE

## Belgium & Luxembourg

Armstrong Building Products B.V.  
Bureaux Commerciaux Belgique  
Postbus 3803  
4800 DV Breda  
Nederland  
Tel.: (+32) 02 223 00 72  
Fax: (+31) 076 521 04 07  
e-mail: benelux-info@armstrong.com  
www.armstrong-plafonds.be

## Germany & Switzerland

Armstrong Building Products  
Kundenservice  
Office Building Quadrium  
Claudius Prinsenlaan 126  
4818 CP Breda  
Niederlande  
Tel.: (+49) 0251 7603 210  
Fax: (+49) 0251 7603 593  
e-mail: deutsche-info@armstrong.com  
www.armstrong-decken.de  
www.armstrong-decken.at  
www.armstrong.ch

Armstrong Metaldecken AG  
Kunklerstrasse 9  
9015 St. Gallen  
Switzerland  
Tel.: +41 (0) 71 313 63 63  
Fax: +41 (0) 71 313 64 00

Zentralschweiz  
Armstrong Metaldecken AG  
Büro / Lager Zentralschweiz  
Grossweid 9  
CH-6026 Rain  
Tel.: +41 (0) 41 921 63 63  
Fax: +41 (0) 41 921 63 80

Suisse Romande  
Armstrong Plafonds Métalliques SA  
Bureau Suisse Romande  
3, rue Gustave-Monynier  
CH-1202 Genève  
Tel.: +41 (0) 22 731 60 70  
Fax: +41 (0) 22 731 60 74

Österreich/Austria/Eastern Europe  
Armstrong Metaldecken GmbH  
Bundesstrasse 70  
A-6830 Rankweil  
Tel.: +43 (0) 55 22 34 44-0  
Fax: +43 (0) 55 22 34 44-8

Armstrong Metaldecken GmbH  
Messendorferstrasse 6  
A-8041 Graz  
Tel.: +43 (0) 31 64 71 584  
Fax: +43 (0) 31 64 71 584-10

## Spain

Armstrong Building Products  
Oficina de ventas España  
Immeuble Paryseine  
3 Allée de la Seine  
94854 Ivry-sur-Seine  
France  
Tel.: (+ 34) 91 642 04 99  
00 800 90 21 03 68  
Fax: (+33) 1 4521 04 11  
e-mail: info-espana@armstrong.com  
www.armstrong.es/techos

## Portugal

Armstrong Floor Product  
Rua de Manuel Assunção de Falcão, 63  
4475-041 Santa Maria de Avioso - Maia  
Portugal  
Tel.: (+351) 22 982 81 10  
Fax: (+351) 22 982 81 19  
e-mail: service\_portugal@armstrong.com  
www.armstrong.com.pt

## France & French Speaking Africa

Armstrong Building Products SAS  
Bureaux Commerciaux France  
Immeuble Paryseine  
3 Allée de la Seine  
94854 Ivry-sur-Seine  
Tel.: 0800 41 36 43  
Fax: (+33) 1 45 21 04 11  
e-mail: info-france@armstrong.com  
www.armstrong.fr/plafonds

Siège social  
Armstrong Building Products SAS  
67 Rue de Salins  
BP 89  
25300 Pontarlier  
France

## Italy & Greece

Armstrong Building Products  
Ufficio Commerciale Italia  
Immeuble Paryseine  
3 Allée de la Seine  
94854 Ivry-sur-Seine  
Francia  
Tel.: (+39) 02 66 22 76 50  
Fax: (+39) 02 66 20 14 27  
e-mail: info-italia@armstrong.com  
www.armstrong-soffitti.it  
www.armstrong.eu

## Netherlands

Armstrong Building Products B.V.  
Verkoopkantoor Nederland  
Postbus 3803  
4800 DV Breda  
Nederland  
Tel.: (+31) 076 521 77 33  
Fax: (+31) 076 521 04 07  
e-mail: benelux-info@armstrong.com  
www.armstrong.nl/plafonds

## United Kingdom

Armstrong World Industries Ltd  
Building Products Division  
Armstrong House  
38 Market Square  
Uxbridge UB8 1NG  
Tel.: 0800 371849  
Fax: (+44) 1895 274287  
e-mail: sales-support@armstrong.com  
www.armstrong-ceilings.co.uk

## Republic of Ireland

Armstrong World Industries Ltd.  
108 Greenlea Road  
Terenure  
Co Dublin 6W  
Ireland  
Tel.: 1800 409002  
Tel.: (+353) 1 499 1701  
Fax: (+353) 1 490 7061  
e-mail: sales-support@armstrong.com  
www.armstrong-ceilings.ie

# CENTRAL EUROPE SOUTH

## (AL/BA/BG/CZ/HR/HU/KO/ MD/ME/MK/RO/RS/SK/SI)

Armstrong Building Products  
Lighthouse building,  
Jankovcova 1569/2c,  
170 00 Praha 7,  
Czech Republic  
Tel. : +420 234 700 543  
e-mail: service-ce@armstrong.com  
Czech Republic: www.armstrong.cz  
Hungary: www.armstrong.co.hu  
Romania: www.armstrong.ro  
Serbia: www.armstrong.rs  
Slovakia: www.armstrong.sk  
Slovenia: www.armstrong.si

# EASTERN EUROPE

## CIS

Armstrong Moscow GmbH  
Park Place, office E502  
# 113/1, Leninsky Prospekt  
Moscow 117198  
Russia  
Tel.: (+7) 495 956 5100  
Fax: (+7) 495 956 5101  
e-mail: info-cis@armstrong.com  
Russian Federation: www.armstrong.ru

# AFRICA/MIDDLE EAST/TURKEY

## Armstrong World Industries Ltd Africa Middle East Turkey Division

Armstrong House  
38 Market Square  
Uxbridge UB8 1NG  
Tel.: (+44) 01895 251122  
Fax: (+44) 01895 272928  
e-mail: sales-support@armstrong.com  
www.armstrong.eu  
Israël: www.armstrong.co.il  
South Africa: www.armstrong-ceilings.za

## Dubai | United Arab Emirates

Armstrong Building Products L.L.C.  
P.O. Box 73831  
Tel.: (+97) 143 397 099  
Fax: (+97) 143 397 088

## Türkiye

Armstrong Europa GmbH  
Türkiye Satış Temsilciliği  
Sarıyer-İstanbul  
Türkiye  
Gsm: +90 533 367 54 89  
Fax: +90 212 257 44 78  
www.armstrong.com.tr  
cbalci@armstrong.com

**ARMSTRONG ATELIER**  
Please, discover our Atelier website:  
**www.armstrong-atelier.eu**



Agency: EPCOM- 05/2011 - Copyright: Nike Bourgeois, Beppe Raso, Sandro Lendler, Grigori Rassiner, Simon Miles, Francisco Urrutia  
Armstrong Building Products - RCS Besançon B 784 131 575 Printed on free chlorine paper.

#### Advisory note

All photographic and design elements supplied in this brochure do not necessarily reflect any recommendation by any of the companies named in this brochure as to the proper use or recommended methods of installation of suspended ceilings and are supplied only as informative material. For technical reasons in printing, differences may appear between colours printed in this brochure and the actual product. The choice of colours should always be made from a sample of the product. All statements and technical information contained in this brochure, or any publication of the companies named in this brochure, relating to Armstrong ceilings are based on results obtained under laboratory test conditions. **It is the responsibility of the user to verify with the seller of the products in writing that such statements and information are appropriate to the specific use intended.** Sales of the products and liability of the selling companies are in accordance with the terms and conditions of sale of the selling company. All product specifications are subject to modifications without prior notice.